

Audit and feedback: effects on professional practice and health care outcomes (Review)

Jamtvedt G, Young JM, Kristoffersen DT, O'Brien MA, Oxman AD



**THE COCHRANE
COLLABORATION®**

This is a reprint of a Cochrane review, prepared and maintained by The Cochrane Collaboration and published in *The Cochrane Library* 2010, Issue 7

<http://www.thecochranelibrary.com>



Audit and feedback: effects on professional practice and health care outcomes (Review)
Copyright © 2010 The Cochrane Collaboration. Published by John Wiley & Sons, Ltd.

TABLE OF CONTENTS

HEADER	1
ABSTRACT	1
PLAIN LANGUAGE SUMMARY	2
BACKGROUND	2
OBJECTIVES	3
METHODS	4
RESULTS	6
Figure 1.	8
Figure 2.	9
Figure 3.	10
DISCUSSION	14
AUTHORS' CONCLUSIONS	16
ACKNOWLEDGEMENTS	16
REFERENCES	17
CHARACTERISTICS OF STUDIES	27
DATA AND ANALYSES	98
ADDITIONAL TABLES	98
WHAT'S NEW	104
HISTORY	104
CONTRIBUTIONS OF AUTHORS	104
DECLARATIONS OF INTEREST	104
SOURCES OF SUPPORT	104
INDEX TERMS	105

[Intervention Review]

Audit and feedback: effects on professional practice and health care outcomes

Gro Jamtvedt¹, Jane M Young², Doris Tove Kristoffersen³, Mary Ann O'Brien⁴, Andrew D Oxman¹

¹Norwegian Knowledge Centre for the Health Services, Oslo, Norway. ²Surgical Outcomes Research Centre (SOuRCe), Central Sydney Area Health Service, Camperdown, Australia. ³Department of Quality Measurement and Patient Safety, Norwegian Knowledge Centre for Health Services, Oslo, Norway. ⁴School of Rehabilitation Science, McMaster University, Hamilton, Canada

Contact address: Gro Jamtvedt, Norwegian Knowledge Centre for the Health Services, PO Box 7004, St. Olavs Plass, Oslo, N-0130, Norway. gro.jamtvedt@kunnskapssenteret.no.

Editorial group: Cochrane Effective Practice and Organisation of Care Group.

Publication status and date: Edited (no change to conclusions), published in Issue 7, 2010.

Review content assessed as up-to-date: 21 February 2006.

Citation: Jamtvedt G, Young JM, Kristoffersen DT, O'Brien MA, Oxman AD. Audit and feedback: effects on professional practice and health care outcomes. *Cochrane Database of Systematic Reviews* 2006, Issue 2. Art. No.: CD000259. DOI: 10.1002/14651858.CD000259.pub2.

Copyright © 2010 The Cochrane Collaboration. Published by John Wiley & Sons, Ltd.

ABSTRACT

Background

Audit and feedback continues to be widely used as a strategy to improve professional practice. It appears logical that healthcare professionals would be prompted to modify their practice if given feedback that their clinical practice was inconsistent with that of their peers or accepted guidelines. Yet, audit and feedback has not consistently been found to be effective.

Objectives

To assess the effects of audit and feedback on the practice of healthcare professionals and patient outcomes.

Search methods

We searched the Cochrane Effective Practice and Organisation of Care Group's register and pending file up to January 2004.

Selection criteria

Randomised trials of audit and feedback (defined as any summary of clinical performance over a specified period of time) that reported objectively measured professional practice in a healthcare setting or healthcare outcomes.

Data collection and analysis

Two reviewers independently extracted data and assessed study quality. Quantitative (meta-regression), visual and qualitative analyses were undertaken. For each comparison we calculated the risk difference (RD) and risk ratio (RR), adjusted for baseline compliance when possible, for dichotomous outcomes and the percentage and the percent change relative to the control group average after the intervention, adjusted for baseline performance when possible, for continuous outcomes. We investigated the following factors as possible explanations for the variation in the effectiveness of interventions across comparisons: the type of intervention (audit and feedback alone, audit and feedback with educational meetings, or multifaceted interventions that included audit and feedback), the intensity of the audit and feedback, the complexity of the targeted behaviour, the seriousness of the outcome, baseline compliance and study quality.

Main results

Thirty new studies were added to this update, and a total of 118 studies are included. In the primary analysis 88 comparisons from 72 studies were included that compared any intervention in which audit and feedback is a component compared to no intervention. For dichotomous outcomes the adjusted risk difference of compliance with desired practice varied from - 0.16 (a 16 % absolute decrease in compliance) to 0.70 (a 70% increase in compliance) (median = 0.05, inter-quartile range = 0.03 to 0.11) and the adjusted risk ratio varied from 0.71 to 18.3 (median = 1.08, inter-quartile range = 0.99 to 1.30). For continuous outcomes the adjusted percent change relative to control varied from -0.10 (a 10 % absolute decrease in compliance) to 0.68 (a 68% increase in compliance) (median = 0.16, inter-quartile range = 0.05 to 0.37). Low baseline compliance with recommended practice and higher intensity of audit and feedback were associated with larger adjusted risk ratios (greater effectiveness) across studies.

Authors' conclusions

Audit and feedback can be effective in improving professional practice. When it is effective, the effects are generally small to moderate. The relative effectiveness of audit and feedback is likely to be greater when baseline adherence to recommended practice is low and when feedback is delivered more intensively.

PLAIN LANGUAGE SUMMARY

Audit and feedback: effects on professional practice and health care outcomes

Providing healthcare professionals with data about their performance (audit and feedback) may help improve their practice.

Audit and feedback can improve professional practice, but the effects are variable. When it is effective, the effects are generally small to moderate. The results of this review do not support mandatory or unevaluated use of audit and feedback as an intervention to change practice.

BACKGROUND

This review updates a previous Cochrane review of the effects of audit and feedback ([Jamvedt 2003](#)), where we have defined audit and feedback as “any summary of clinical performance of health care over a specified period of time”, given in a written, electronic or verbal format. Audit and feedback continues to be widely used as a strategy to improve professional practice. It appears logical that healthcare professionals would be prompted to modify their practice if given feedback that their clinical practice was inconsistent with that of their peers or accepted guidelines. Yet, audit and feedback has not consistently been found to be effective ([Grimshaw 2001](#)).

Previous reviews have looked at factors associated with the effectiveness of audit and feedback. Mugford and colleagues ([Mugford 1991](#)) identified 36 published studies of information feedback which they defined as the use of comparative information from statistical systems. These authors distinguished passive from active feedback where passive feedback was the provision of unsolicited information and active feedback engaged the interest of the clinician. They also assessed the impact of the recipient of the in-

formation, the format of the information and the timing of the feedback. Studies were included if their design used either a historical or a concurrent control group for comparison. The authors concluded that information feedback was most likely to influence clinical practice if the information was presented close to the time of decision-making and the clinicians had previously agreed to review their practice.

Axt-Adam and colleagues ([Axt-Adam 1993](#)) reviewed 67 published papers of interventions (26 studies of feedback) designed to influence the ordering of diagnostic laboratory tests. They reported factors could be important included the message, the provider of the feedback, the addressee, the timeliness and the vehicle. They concluded that there was considerable variation among different studies and that this variation could be explained in part by the extent, the timing, the frequency, and the availability of comparative information related to peers. They also felt that the practice setting was an important factor.

Buntinx and colleagues ([Buntinx 1993](#)) conducted a systematic review of 26 studies of feedback and reminders to improve diag-

nostic and preventive care practices in primary care. They categorised the information provision that occurred after or during the target performance as feedback whereas information provision that occurred before the target performance was called reminders. Ten of the 26 studies used randomised designs but the quality of the included trials was not reported. The authors concluded that both feedback and reminders might reduce the use of diagnostic tests and improve the delivery of preventive care services. However, they also reported that it was not clear how feedback or reminders work, especially the use of peer group comparisons.

Balas and colleagues (Balas 1996) reviewed the effectiveness of peer-comparison feedback profiles in changing practice patterns. They located twelve eligible trials and concluded that profiling had a statistically significant but minimally important effect.

In earlier versions of this review we found that the effects of audit and feedback varied and that it was not possible to determine what features or contextual factors determine the effectiveness of audit and feedback (Jamtvedt 2003; Thomson O'Brien 1997a; Thomson O'Brien 1997b).

More recently, Stone and colleagues (Stone 2002) reviewed 108 studies to assess the relative effectiveness of various interventions, including audit and feedback, to improve adult immunisation and cancer screening. Thirteen of the included studies involved provision of feedback. Feedback was not found to improve immunisation or screening for cervical or colorectal cancer and only moderately improved mammographic screening.

Most recently Grimshaw et al (Grimshaw 2004) undertook a comprehensive review of guidelines implementation strategies, finding that audit and feedback alone may result in modest improvements in guidelines implementation when compared to no intervention. In contrast however, studies in which audit and feedback was combined with educational meetings and educational materials found only a small effect on professional practice.

These reviews suggested that the provision of information alone results in little, if any change in practice. Kanouse and Jacoby (Kanouse 1988) suggest that, typically, the transfer of information relies on a diffusion model that assumes that practitioners are active consumers of information and are willing to make changes in the way they provide healthcare when they encounter information that suggests alternative practices. These authors propose that factors such as the characteristics of the information provided, practitioner motivation and characteristics of the clinical context need to be considered when a change in behaviour is desired. Similarly, Oxman and Flottorp (Oxman 2001) have outlined twelve categories of factors that should be considered when trying to improve professional practice, including characteristics of the practice environment, prevailing opinion, knowledge and attitudes. Both logical arguments and previous reviews have suggested that multifaceted interventions, particularly if they are targeted at different barriers to change, may be more effective than single inter-

ventions (Grimshaw 2001), but it is still uncertain whether tailored interventions are more effective (Shaw 2005). In this review, we examine factors that could influence the effectiveness of the intervention such as the source of the feedback and whether audit and feedback is more effective when combined with other interventions.

OBJECTIVES

We addressed two questions:

A. Is audit and feedback effective in improving professional practice and health care outcomes?

B. How does the effectiveness of audit and feedback compare with that of other interventions, and can audit and feedback be made more effective by modifying how it is done?

To answer the first question we considered the following five comparisons. These have been modified from the first version of this review to reflect subsequent evidence that interactive educational meetings are effective at changing professional practice (Thomson O'Brien 2001), whereas printed educational materials appear to have little or no effect (Freemantle 1997; Grimshaw 2001).

1. Any intervention in which audit and feedback is a component compared to no intervention. This an overall comparison which include the studies in comparison 2, 3 and 4.
2. Audit and feedback compared to no intervention.
3. Audit and feedback with educational meetings compared to no intervention.
4. Audit and feedback as part of a multifaceted intervention (i.e., combined with reminders, opinion leaders, outreach visits, patient mediated interventions, local consensus processes or tailoring strategies) compared to no intervention.
5. Short term effects of audit and feedback compared to longer-term effects after feedback stops.

The following comparisons are considered in addressing the second question.

6. Audit and feedback with educational meetings or audit and feedback as part of a multifaceted intervention combined compared to audit and feedback alone.
7. Audit and feedback compared to other interventions (reminders, opinion leaders, educational outreach visits, patient mediated interventions, local consensus processes or tailoring strategies)
8. All comparisons of different ways audit and feedback is done

In addition we have reported all direct comparisons of different ways of providing audit and feedback that we have identified in

this update and we have considered the intensity of audit and feedback across studies in analysing the results, as described in the methods section.

METHODS

Criteria for considering studies for this review

Types of studies

Randomised controlled trials (RCTs).

Types of participants

Healthcare professionals responsible for patient care. Studies that included only students were excluded.

Types of interventions

Audit and feedback: defined as any summary of clinical performance of health care over a specified period of time. The summary may also include recommendations for clinical action. The information may be given in a written, electronic or verbal format.

Types of outcome measures

Objectively measured provider performance in a health care setting or health care outcomes. Studies that measured knowledge or performance in a test situation only were excluded.

Search methods for identification of studies

The review has been updated primarily by using the EPOC register and pending file. We identified all articles in the Cochrane Effective Practice and Organisation of Care (EPOC) register in January 2004 that had been coded as an RCT or clinical controlled trial (CCT) and as 'audit and feedback'. The EPOC pending file (studies selected from the EPOC search strategy results and awaiting assessment) was also searched in January 2004 using the terms 'audit' or 'feedback'. In addition the previous MEDLINE strategy was used to search MEDLINE from January 1997 to April 2000 and any articles already identified by the EPOC strategy were excluded. This search did not generate any relevant additional articles and therefore was not repeated. The reference lists of new articles that were obtained were reviewed.

Previous searches built upon earlier reviews (Thomson 1995; Davis 1995; Oxman 1995; Davis 1992). We searched MEDLINE from January 1966 to June 1997 without language restrictions. These search terms were used: explode education, professional

(non sh), explode quality of health care, chart review: or quality assurance (tw), feedback (sh), audit (tw,sh) combined with these methodological terms: clinical trial (pt), random allocation (sh), randomised controlled trials (sh), double-blind method (sh), single-blind method (sh), placebos (sh), all random: (tw). The Research and Development Resource Base in Continuing Medical Education (RDRB/CME) (Davis 1991) was also searched. The reference lists of related systematic reviews and all articles obtained were reviewed.

An updated search was done in February 2006. Potentially relevant studies are included under References to studies awaiting assessment.

Data collection and analysis

The following methods were used in updating this review:

Two reviewers (GJ and JY) independently applied inclusion criteria, assessed the quality of each study, and extracted data for newly identified studies using a revised data-collection form from the EPOC Group. The same data were also collected from the studies included in the original version of this review by these two reviewers. The quality of all eligible studies was assessed using criteria described in the EPOC module (see Group Details) and discrepancies were resolved by discussion.

In light of the results of a recent review of the effects of continuing education meetings (Thomson O'Brien 2001), which suggests that interactive educational meetings frequently have moderate effects on professional practice, in updating this review we considered interactive, small group meetings separately from written educational materials and didactic meetings, which have been found to have little or no effect on professional practice (Thomson O'Brien 2001; Freemantle 1997; Grimshaw 2001). A revised definition for educational meetings was applied to all of the studies included in the review: participation of health care providers in meetings that included interaction among the participants, whether or not the meetings were outside of the participants' practice settings.

We have defined multifaceted interventions as including two or more interventions. For multifaceted interventions that included audit and feedback two of us (GJ and JY) independently categorised the contribution of audit and feedback to the intervention in a subjective manner as a major, moderate or minor component. For all of the studies included in the review an overall quality rating (high, moderate, low protection against bias) was assigned based on the following criteria: concealment of allocation, blinded or objective assessment of primary outcome(s), and completeness of follow-up (mainly related to follow-up of professionals) and no important concerns in relation to baseline measures, reliable primary outcomes or protection against contamination. We assigned a rating of high protection against bias if the first three criteria were scored as done, and there were no important concerns related to the last three criteria, moderate if one or two criteria were scored as not clear or not done, and low if more than two criteria were

scored as not clear or not done. For cluster randomisation trials, we rated protection against contamination as done. Further, for these study designs, we rated concealment of allocation as done if all clusters were randomised at one time.

We also categorised the intensity of the audit and feedback, the complexity of the targeted behaviour, the seriousness of the outcome and the level of baseline compliance. The intensity of the audit and feedback was categorised based on the following characteristics listed in the order that we hypothesised would be most important in explaining differences in the effectiveness of the audit and feedback (with the categories listed from 'more intensive' to 'less intensive' for each characteristic):

- the recipient (individual or group)
- the format (both verbal and written, or verbal or written)
- the source (a supervisor or senior colleague, or a 'professionals standards review organisation' or representative of the employer or purchaser, or the investigators)
- the frequency of the feedback, categorised as frequent (up to weekly), moderate (up to monthly) and infrequent (less than monthly)
- the duration of feedback, categorised as prolonged (one year or more), moderate (between one month and one year) and brief (less than one month)
- the content of the feedback (patient information, such as blood pressure or test results, compliance with a standard or guideline, or peer comparison, or information about costs or numbers of tests ordered or prescriptions)

We categorised the overall intensity of the audit and feedback by combining the above characteristics as:

- "Intensive" (individual recipients) AND ((verbal format) OR (a supervisor or senior colleague as the source)) AND (moderate or prolonged feedback)
- "Non-intensive" ((group feedback) NOT (from a supervisor or senior colleague)) OR ((individual feedback) AND (written format) AND (containing information about costs or numbers of tests without personal incentives))
- "Moderately intensive" (any other combination of characteristics than described in Intensive or Non-intensive group).

The complexity of the targeted behaviour was categorised in a subjective manner independently by two of us (GJ and JY) as high, moderate or low. The categories depending upon the number of behaviours required, the extent to which complex judgements or skills were necessary, and whether other factors such as organisational change were required for the behaviour to be improved, and also depending on whether there was need for change only by the individual/professional (one person) or communication change or change in systems. If an intervention was targeted at relatively simple behaviours, but there were a number of different behaviours, (e.g., compliance with multiple recommendations for prevention), the complexity was assessed as moderate.

The seriousness of outcome was also categorised in a subjective manner independently by two of us (GJ and JY, or GJ and AO) as high, moderate or low. Acute problems with serious consequences were considered high. Primary prevention was considered moderate. Numbers of unspecified tests or prescriptions were considered low.

Baseline compliance with the targeted behaviours for dichotomous outcomes was treated as a continuous variable ranging from zero to 100%, based on the mean value of pre-intervention level of compliance in the audit and feedback group and control group.

Analysis

We only included studies of moderate or high quality in the primary analyses, and studies that reported baseline data. All outcomes were expressed as compliance with desired practice. Professional and patients outcomes were analysed separately.

When several outcomes were reported in one trial we only extracted results for the primary outcome. If the primary outcome was not specified, we calculated effect sizes for each outcome and extracted the median value across the outcomes.

Three main analyses were conducted for comparison 1 (audit and feedback alone, audit and feedback with educational meetings or audit and feedback as part of a multifaceted intervention compared to no intervention): one using the adjusted risk ratio as the measure of effect, one using the adjusted risk difference as the measure of effect and the third using the adjusted percent change relative to the control mean after the intervention.

We considered the following potential sources of heterogeneity to explain variation in the results of the included studies:

- the type of intervention (audit and feedback alone, audit and feedback with educational meetings, or multifaceted interventions that included audit and feedback)
- the intensity of the audit and feedback
- complexity of the targeted behaviour
- seriousness of the outcome
- baseline compliance
- study quality (high or moderate protection against bias)

We visually explored heterogeneity by preparing tables, bubble plots and box plots (displaying medians, interquartile ranges, and ranges) to explore the size of the observed effects in relationship to each of these variables. The size of the bubble for each comparison corresponded to the number of healthcare professionals who participated. We also plotted the lines from the weighted regression to aid the visual analysis of the bubble plots.

Each comparison was characterised relative to the other variables in the tables, looking at one potential explanatory variable at a time. We looked for patterns in the distribution of the comparisons, hypothesising that larger effects would be associated with multifaceted interventions, more intensive audit and feedback, less complexity of the targeted behaviour, more serious outcome, higher baseline compliance, and lower study quality.

The visual analyses were supplemented with meta-regression to examine how the size of the effect (adjusted RR and adjusted RD)

was related to the six potential explanatory variables listed above, weighted according to the number of health care professionals. The main analysis comprised a multiple linear regression using main effects only; baseline compliance treated as a continuous explanatory variable and the others as categorical. Then studies of audit and feedback alone were pooled with audit and feedback with educational meetings and used in a multiple linear regression that also included the interaction between type of intervention and intensity of audit and feedback for adjusted RR, and the interaction between type of intervention and seriousness of the outcome for adjusted RD. The analyses were conducted using generalized linear modelling in SAS (Version 9.1.3. SAS Institute Inc., Cary, NC, USA).

Because there were frequently important baseline differences between intervention and control groups in trials, our primary analyses were based on adjusted estimates of effect, where we adjusted for baseline differences. For dichotomous outcomes we calculated the adjusted risk difference and relative risk as follows:

“Adjusted risk difference” (RD) = the difference in adherence after the intervention minus the difference before the intervention. A positive risk difference indicates that adherence improved more in the audit and feedback group than in the control group, e.g. an adjusted risk difference of 0.09 indicates an absolute improvement in care (improvement in adherence) of 9 %.

“Adjusted risk ratio” (RR) = the ratio of the relative probability of adherence after the intervention over the relative probability before the intervention. A risk ratio greater than one indicates that adherence improved more in the audit and feedback group than in the control group, e.g. an adjusted risk ratio of 1.8 indicates a relative improvement in care (improvement in adherence) of 80%. For continuous outcomes we calculated the post mean difference, adjusted mean difference and the adjusted percent change relative to the control mean after the intervention.

RESULTS

Description of studies

See: [Characteristics of included studies](#); [Characteristics of excluded studies](#).

Thirty studies are added to this review since the previous update and the total number of studies included is 118. The unit of allocation was the patient in three studies, health professional in 44, practice in 36, institution in 22 and in 12 studies the unit of allocation was “other”, for example health units, departments or pharmacies. In one study the unit of allocation was not clear. Twelve studies had four arms, 20 studies had three and the remaining 86 had two arms.

Characteristics of setting and professionals

Sixty-seven trials were based in North America (58 in the USA, nine in Canada), 30 in Europe (18 in United Kingdom, five in The Netherlands, four in Denmark and one each in Finland, Sweden and Belgium) nine in Australia, two in Thailand and one in Uganda and Lao.) In most trials the health professionals were physicians. One study involved dentists (Brown 1994), in three studies the providers were nurses (Jones 1996; Moongtui 2000; Rantz 2001), in two studies, pharmacists (De Almeida Neto 2000; Mayer 1998) and 14 studies involved mixed providers.

Targeted behaviours

There were 21 trials of preventive care, for example screening, vaccinations or skin cancer prevention; 14 trials of test ordering, for example laboratory tests or x-rays; 20 of prescribing and one of reduction in hospital length of stay. The remaining studies were trials of general management of a variety of problems, for example burn care, hypertension, hand washing or compliance with guidelines for different conditions. For the most part, the complexity of the targeted behaviours was homogeneous and rated as moderate (n=79), for example ordering of laboratory tests, child immunization, compliance with guidelines of various complexity and screening. In 22 studies the complexity of the targeted behaviour was assessed as low, for example inappropriate prescribing of antibiotics and influenza vaccination. In 14 studies the complexity of the targeted behaviour was rated as high, for example provision of caesarean section deliveries and communication skills.

Characteristics of interventions

In 20 studies the overall intensity of feedback was rated as non-intensive, in eight studies as intensive. In six studies audit and feedback was performed with different intensity in different arms. In the remaining studies the intensity was rated as moderate. (Table presenting the intensity of feedback for included studies available online <http://epoc.cochrane.org/sites/epoc.cochrane.org/files/uploads/Table6.pdf>). The interventions used were highly heterogeneous with respect to their content, format, timing and source.

In 11 studies audit and feedback was provided in combination with educational meetings.

There were 50 studies in which one or more groups received a multifaceted intervention that included audit and feedback as one component.

Outcome measures

There was large variation in outcome measures, and many studies reported multiple outcomes, for example studies on compliance with guidelines. Most trials measured professional practice, such as prescribing or use of laboratory tests. Some trials reported both practice and patient outcomes such as smoking status or blood pressure. There was a mixture of dichotomous outcomes (for example the proportion compliance with guidelines, the proportion of tests done and the proportion vaccinated) and continuous outcome measures (for example costs, number of laboratory tests, number of prescriptions, length of stay). Almost 2/3 of the outcome measures were dichotomous.

Risk of bias in included studies

See Table 1. Of the 118 trials twenty-four had low risk of bias (high quality), fourteen trials had high risk of bias (low quality) and the remaining studies were of moderate quality. Randomisation was clearly concealed or there was cluster randomisation in 71 trials, and in the rest of the studies the randomisation procedure was not clear. There was adequate follow-up of health professionals in 78 trials, inadequate follow-up in eight trials and the remaining trials this was not clear. Outcomes were assessed blindly in 66 trials, not blindly or not clear in 52 studies.

Effects of interventions

For this update we identified 45 new studies as potentially relevant. We located studies mainly using the EPOC register and pending file. Fifteen of the new studies that were retrieved were excluded (see excluded studies table). Thirty new studies were included and added to this version and the total number of included studies is 118. The updated search identified seven additional studies that are awaiting assessment (see table of studies awaiting assessment).

Comparison 1. Any intervention in which audit and feedback is a component compared to no intervention

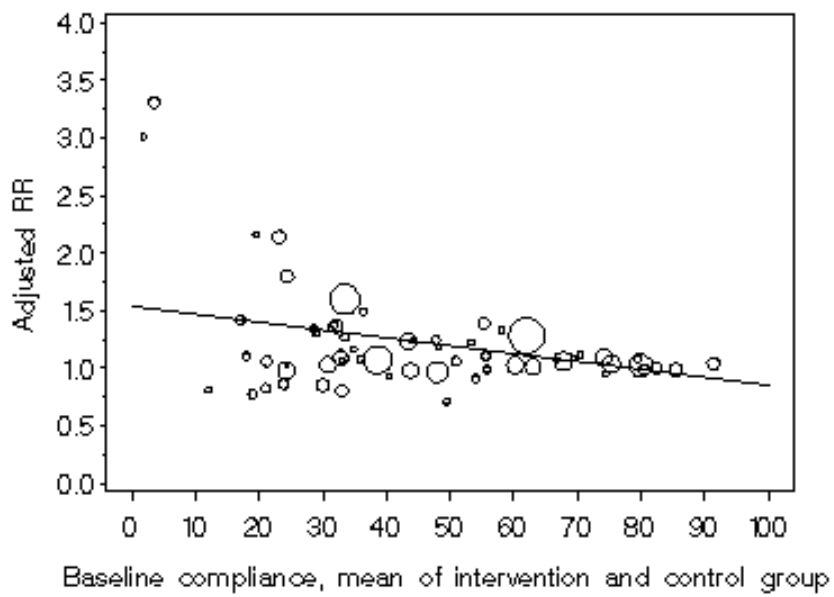
A total of 88 comparisons from 72 studies with more than 13 500 health professionals were included in the primary analysis (studies with low or moderate risk of bias and with baseline data) which included sixty-four comparisons of dichotomous outcomes from 49 trials, and 24 comparisons of continuous outcomes from 23 trials. Sixteen of these 72 studies had low risk of bias. There was important heterogeneity among the results across studies. Dichotomous outcomes (Data for the studies included in this

comparison are available online <http://epoc.cochrane.org/sites/epoc.cochrane.org/files/uploads/Table1C.pdf>.)

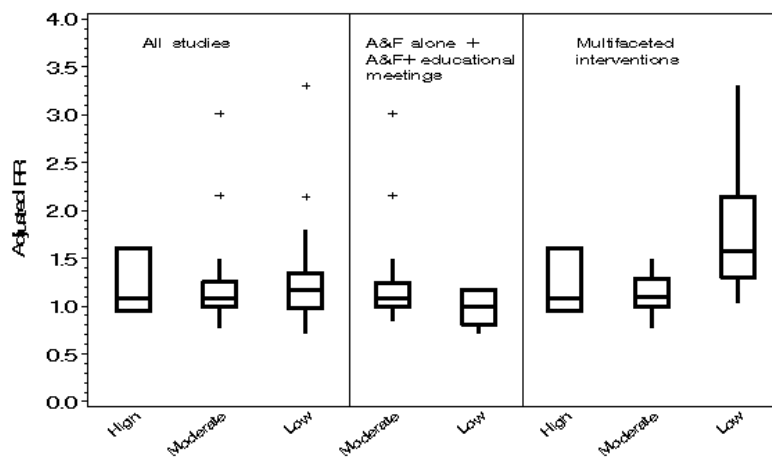
The 64 comparisons that reported dichotomous outcomes included over 7000 professionals. One study (Mayer 1998) was excluded from the primary analyses. This study, which reported an improvement from 0% to 70% in the provision of skin cancer preventive advice among pharmacists, differed from the other studies included in the primary analyses clinically and reported an effect that was well outside the range of effects reported in the other 63 comparisons included in the primary analyses.

For dichotomous outcomes the adjusted RR of compliance with desired practice varied from 0.71 to 18.3 (median = 1.08, interquartile range = 0.99 to 1.30). Baseline compliance and intensity of audit and feedback were identified as significant in the multiple linear regression of the adjusted RR (main effects model). The estimated coefficient for baseline was -0.005 ($p=0.05$) indicating smaller effects as baseline compliance increased (Figure 1). The model predicted the adjusted RR to decrease from 1.35 when baseline compliance was equal to 40% (all the other variables kept constant), to an adjusted RR equal to 1.19 for baseline compliance of 70%. The intensity of audit and feedback may also explain some of the variation in the relative effect ($p = 0.01$), (Figure 2). The adjusted RR was 1.55, 1.11 and 1.45 for the high, moderate and low intensity, respectively when adjusting for the other terms in the model. This indicates no clear trend for intensity, i.e. there seems not to be linearity between the intensity of audit and feedback and the adjusted RR. None of the other variables that we examined (type of intervention, complexity of targeted behaviour, study quality or seriousness of outcome) helped to explain the variation in relative effects across studies in the statistical analysis (p values for the coefficients ranged from 0.28 to 0.98), the visual analyses, or the qualitative analyses of adjusted RR.

**Figure 1. Adjusted RR versus Baseline Compliance
Weighted Regression Line Included
One Study Excluded**



**Figure 2. Box Plot. Adjusted RR versus Intensity
One study excluded**



Diagnostic analyses that included interactions between variables, particularly between the type of intervention and the intensity of audit and feedback, and in which audit and feedback with or without educational meetings were combined into a single type of intervention (compared with multifaceted interventions) suggest that more intense audit and feedback is associated with larger adjusted RRs for audit and feedback with or without educational meetings but not for multifaceted interventions. Audit and feedback was frequently a minor component of multifaceted interventions. The regression which included the type of intervention when the categories were pooled and the interaction between type of intervention and intensity, revealed that baseline compliance ($p=0.003$) and intensity ($p=0.01$) were still important, but in addition type of intervention was significant ($p<0.0001$) as well as the interaction between type of intervention and intensity. However,

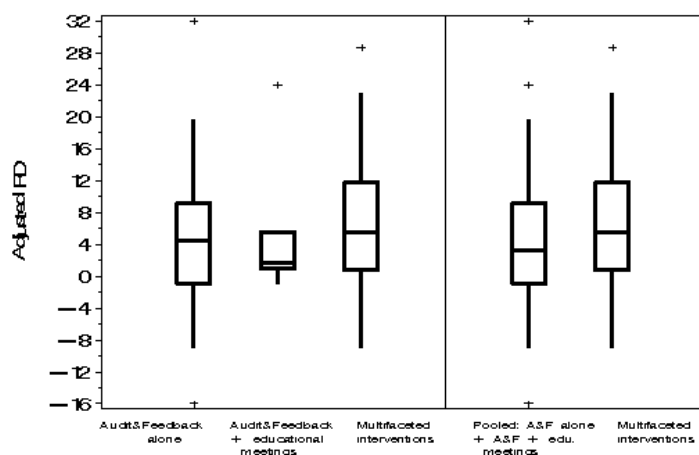
due to the small number of observations for the various categories, it was not possible to give proper estimates for the interaction.

The adjusted RDs for compliance with desired practice varied from -0.16 (a 16% absolute decrease in compliance) to 0.70 (a 70% increase in compliance) (median = 0.05 , inter-quartile range = 0.03 to 0.11). None of the factors that we examined (main effects model) helped to explain the observed variation in the absolute effect (adjusted RD) of the interventions ($P = 0.07$ to 0.84).

In the exploratory analysis with the pooled categories for types of interventions and the interaction between the intensity of feedback and the type of intervention, the type of intervention (multifaceted versus audit and feedback with or without educational meetings) helped to explain the observed variation in the absolute effect ($p = 0.0002$) (Figure 3). Intensity of audit and feedback might also

help to explain variation in the absolute effect ($p = 0.04$). The interaction was also significant ($p=0.0001$). However, due to the small number of observations for the various categories, it was not possible to give proper estimates for the interaction. The estimated mean adjusted RD not adjusted for other terms in the model was 2.1 for the pooled category whereas it was 9.2 for the multifaceted intervention.

**Figure 3. Box Plot. Adjusted RD versus Intervention Type
One study excluded**



For 18 out of the 64 comparisons the adjusted RD was larger than 10%. One study reported a large effect of 70%. It was a multifaceted intervention aimed at increasing the provision of skin cancer preventive advice by pharmacists in the USA (Mayer 1998). Another study of audit and feedback alone aimed at improving hand wash and glove use among nurses and patient care aids in Thailand reported the next largest effect of 19% (Moongtui 2000). The rest of the studies reported small negative to moderate positive effects. For 30 out of the 64 comparisons the adjusted RD was

close to zero (-5% to 5%). For two comparisons from the same study (Mainous 2000) there was an absolute decrease in compliance of 9%, using either audit and feedback alone or a multifaceted intervention aimed at reducing antibiotic prescribing rates for upper respiratory infections.

Continuous outcomes (Data for the studies included in this comparison are available online <http://epoc.cochrane.org/sites/epoc.cochrane.org/files/uploads/Table2C.pdf>)

The 24 comparisons from 23 studies that reported continuous outcomes included over 6000 professionals. The adjusted percent change relative to control after varied from - 0.10 (a 10% decrease in desired practice) to 0.68 (a 68% increase in desired practice) (median = 0.16, inter-quartile range = 0.05 to 0.37). None of the variables that we examined helped to explain the variation in effects across studies in the statistical analysis (p values for the coefficients ranged from 0.14 to 0.98), the corresponding visual analyses or the qualitative analyses that included studies with continuous outcomes.

Three studies showed large effects of 68%, 62% and 60%. The first study was aimed at improving test ordering in general practice (Baker 2003A). In the second study audit and feedback plus outreach visits reduced inappropriate prescriptions of tetracycline for upper respiratory infections (McConnell 1982) and in the third study audit and feedback reduced the rate of pelvimetry in hospitals (Chassin 1986).

Twenty studies did not report baseline data (14 with dichotomous and 6 with continuous outcome measures) and was not included in the primary analyses. The results in these studies were also heterogeneous. For dichotomous outcomes adjusted RDs of compliance with desired practice varied from -0.12 (a 12% absolute decrease in compliance) to 0.29 (a 29% increase in compliance).

Few studies reported patient outcomes as the primary outcome. In two studies of improving smoking cessation advice (Katz 2004; Young 2002) one study found a reduction in the proportion of participants not smoking at two and six months whereas the other study did not find a change in smoking status. One study that provided nursing homes with audit and feedback plus education about quality improvement did not improve 13 patient outcomes used as quality indicator scores (Rantz 2001).

Comparison 2. Audit and feedback alone compared to no intervention

A total of 51 comparisons from 44 trials reporting 35 dichotomous and 17 continuous outcomes were included in this comparison. The studies included more than 8000 health professionals. Twelve comparisons did not report baseline data and two reported patient outcomes leaving 38 comparisons in the primary analyses. The studies had a variety of outcome measures. Seven studies had a low risk of bias. (Data for the studies included in this comparison are available online <http://epoc.cochrane.org/sites/epoc.cochrane.org/files/uploads/Table1A.pdf>, <http://epoc.cochrane.org/sites/epoc.cochrane.org/files/uploads/Table2A.pdf>.)

The adjusted risk ratio of compliance with desired practice ranged from 0.7 to 2.1 (median = 1.07, inter-quartile range = 0.98 to 1.18). The adjusted risk difference ranged from -16% to 32% (median = 4, inter-quartile range = -0.8 to 9). The adjusted percent change for the continuous outcomes ranged from - 10.3% to 67.5% (median = 11.9, inter-quartile range = 5.1 to 22.0)

Comparison 3. Audit and feedback with educational meetings compared to no intervention

Twenty-four comparisons from 13 trials were included in this comparison. Eleven comparisons reported patient outcomes and four did not report baseline data, leaving nine comparisons in the primary analysis; five dichotomous and four continuous. All trials had moderate risk of bias. (Data for the studies included in this comparison are available online <http://epoc.cochrane.org/sites/epoc.cochrane.org/files/uploads/Table1B.pdf>, <http://epoc.cochrane.org/sites/epoc.cochrane.org/files/uploads/Table2B.pdf>).

The adjusted risk ratio of compliance with desired practice ranged from 0.98 to 3.01 (median = 1.06, inter-quartile range = 1.03 to 1.09). The adjusted risk difference ranged from -1% to 24% (median = 1.5, inter-quartile range = 1.0 to 5.5). The adjusted percent change for the continuous outcomes ranged from 3% to 41% (median = 28.7, inter-quartile range = 14.3 to 36.5)

A multi-centre study in four countries aimed at improving compliance with guidelines for asthma (Veninga 1999) found little effect of the intervention (adjusted risk ratio of 1.09, 0.98, 1.03 and 1.06).

Comparison 4. Audit and feedback as part of a multifaceted intervention compared to no intervention

Fifty comparisons from 40 trials presented as 39 dichotomous and 11 continuous outcome measures were included in this comparison. Four comparisons did not report baseline data and five reported patient outcomes leaving 41 comparisons in the primary analysis. Ten studies had low risk of bias. (Data for the studies included in this comparison are available online <http://epoc.cochrane.org/sites/epoc.cochrane.org/files/uploads/Table1C.pdf>, <http://epoc.cochrane.org/sites/epoc.cochrane.org/files/uploads/Table2C.pdf>).

The adjusted risk ratio of compliance with desired practice ranged from 0.78 to 18.3 (median = 1.10, inter-quartile range = 1.03 to 1.36). The adjusted risk difference ranged from -9% to 70% (median = 5.7, inter-quartile range = 0.85 to 13.6). The high quality studies had relative reductions in non-compliance between 1.2% and 16.0%.

The adjusted percent change for the continuous outcomes ranged from 3% to 60% (median = 23.8, inter-quartile range = 5.3 to 49.0).

Comparison 5. Short term effects of audit and feedback compared to longer term effects after feedback stops

This comparison included 8 trials with 11 comparisons. (Data for the studies included in this comparison are available online <http://epoc.cochrane.org/sites/epoc.cochrane.org/files/uploads/Table3.pdf>.)

The follow-up period after audit and feedback stopped varied from three weeks to 14 months. There were mixed results. In the trial by Cohen (Cohen 1982), the control group demonstrated improvement during the three week follow-up period. The authors attributed these results to a co-intervention (an interested team leader) in the control group. In the trial by Fairbrother (Fairbrother

1999) both groups showed small improvements during follow-up. One study evaluated the effect of withdrawal of feedback on the quality of a hospital capillary blood glucose monitoring program (Jones 1996). This study showed that the improvement in performance was maintained at six months, but deteriorated by 12 months. In the trial by Norton (Norton 1985), the experimental group demonstrated improvement in the management of cystitis but not in vaginitis when assessed 14 months later. Buntinx (Buntinx 1993) showed no improvement short term or at follow-up. In a study comparing audit and feedback plus educational meetings to educational meetings alone to improve the presentation of screening tests (Smith 1995), communication levels declined to baseline levels for both intervention groups at three months follow-up, but obstetricians and midwives continued to give more information to patients. The use of two out of three types of medication increased steadily with time in a study of secondary prevention of coronary heart disease (Goff 2002a).

Comparison 6. Audit and feedback combined with complementary interventions compared to audit and feedback alone

Twenty-five comparisons from 21 trials were included. In all trials a multifaceted intervention with audit and feedback was compared to audit and feedback alone. Three trials reported patient outcomes. (Data for the studies included in this comparison are available online <http://epoc.cochrane.org/sites/epoc.cochrane.org/files/uploads/Table4.pdf>.)

Four trials compared audit and feedback to audit and feedback plus reminders (Baker 1997; Buffington 1991; Eccles 2001; Tierney 1986). In a factorial design adding reminders to audit and feedback gave a 47% reduction in x-ray referrals compared to audit and feedback alone (Eccles 2001). Tierney 1986 also found that reminders and audit and feedback was more effective than feedback alone (adjusted RR=1.36, adjusted RD = 8.0). The two other studies found no additive effect of combining reminders with audit and feedback.

Two studies compared audit and feedback to audit and feedback plus incentives (Fairbrother 1999; Hillman 1999). Fairbrother, had three arms that compared audit and feedback alone to audit and feedback plus an one-off financial bonus based on up-to-date coverage for four immunisations, and audit and feedback plus “enhanced fee for service” (five dollars for each vaccine administered within 30 days of its due date). Rates of immunisation improved significantly from 29% to 54% coverage in the bonus group after eight months (adjusted RR= 1.29). However, the percentage of immunizations received outside the practice also increased significantly in this group. The enhanced fee-for-service and audit and feedback alone groups did not change. There were only 15 physicians in each group and baseline differences, although this was controlled for in the analysis. In a high quality study (Hillman 1999), adding incentives to audit and feedback resulted in no effect when implementing guidelines for cancer screening.

Three studies (Borgiel 1999; Siriwardena 2002; Ward 1996) compared audit and feedback to audit and feedback plus outreach visits. In one study two out of seven outcomes improved, but the median calculated across all outcomes showed no effect (Siriwardena 2002). In a three arm study Ward compared feedback to feedback plus outreach by a nurse or feedback plus outreach by a peer to improve diabetes care. Both groups that received outreach had greater improvements than the feedback alone group. Borgiel found no additional effect with outreach.

Use of opinion leaders were added to audit and feedback in three studies (Guagnoli 2000; Sauaia 2000; Soumerai 1998). One study found improvement in both groups for improving discussion of surgical treatment options for patients with breast cancer, but there was no difference between the groups (Guagnoli 2000). Sauaia (Sauaia 2000) compared onsite verbal feedback and opinion leader to mailed feedback and found that feedback led by expert cardiologist was mostly ineffective in improving AMI care. In a high quality study Soumerai (Soumerai 1998) found no difference in the proportion of patients with acute myocardial infarction receiving study drugs when using opinion leaders in addition to audit and feedback.

One trial compared audit and feedback plus patient educational materials with audit and feedback alone (Mainous 2000). This was a four-arm study that found adding patient education to audit and feedback had no influence on antibiotic prescribing for respiratory infections.

Hayes 2001 performed a study comparing written feedback with feedback enhanced by the participation of a trained physician, quality improvement tools and an anticoagulant management of venous thrombosis project liaison. The multifaceted intervention did not provide incremental value to improve the quality of care for venous thrombosis.

One study compared audit and feedback alone to audit and feedback plus self-study (Dickinson 1981) and another to a practice-based seminar (Robling 2002). There was no difference between groups in the proportion of patients with controlled blood pressure after the intervention (Dickinson 1981), or in compliance with guidelines for MRI of the lumbar spine or knee (Robling 2002).

In one high quality study, audit and feedback plus assistance to develop an office system tailored to increase breast cancer screening rates was compared to feedback alone (Kinsinger 1998). The intervention increased the proportion of women who were recommended mammographic screening and clinical breast examination (adjusted RR=1.28), but had little impact on breast cancer screening.

Moher 2001 compared mailed feedback to feedback plus a general practitioner recall system or feedback plus a nurse recall system in a three arm study. Both GP and nurse recall systems improved the proportion of adequate assessment of risk factors and drug therapy

for patients with CHD compared to feedback alone (adjusted RR= 1.37 for GP recall and for nurse recall 1.67). The differences were not reflected in clinical outcomes, such as blood pressure or cholesterol.

One study added a telephone follow-up to audit and feedback to improve pneumococcal vaccine coverage (Quinley 2004). This intervention improved the proportion of physicians that achieved at least a 5% increase in vaccine coverage (15 % change).

Comparison 7. Audit and feedback compared to other interventions

Eight comparisons from seven trials were included in this comparison. Audit and feedback was compared to reminders in two studies (Eccles 2001; Tierney 1986). The reminder group performed better in both trials; in the first there was an 18% difference in the number of knee radiographs requested in concordance with guidelines (Eccles 2001), and Tierney 1986 found that the reminder group performed slightly better in delivering preventive services (Tierney 1986). (Data for the studies included in this comparison are available online <http://epoc.cochrane.org/sites/epoc.cochrane.org/files/uploads/Table5.pdf>.)

In one study in which audit and feedback was compared to patient education (Mainous 2000) there was no difference between groups in antibiotic prescribing rates.

Lomas 1991 compared audit and feedback to the use of local opinion leaders to implement guidelines for the management of women with a previous caesarean section in a high quality study. The opinion leader group increased the proportion of women offered trial of labor (adjusted RR=1.32) and the proportion of women with vaginal birth (adjusted RR=2.14). The audit and feedback group did not differ from the control group.

Self-study education (Dickinson 1981) and practice-based education (Robling 2002) were compared to feedback in two studies. Postintervention the proportion of patients with controlled blood pressure did not differ between the groups in the self-study trial, and Robling found no difference in compliance with guidelines for MRI of the lumbar spine or knee.

Martin 1980 compared incentives to audit and feedback to reduce tests-ordering in hospitals. Audit and feedback reduced test ordering more than incentives.

Comparison 8. All comparisons of different ways audit and feedback are done

Seven trials are included in this comparison. (Data for the studies included

in this comparison are available online <http://epoc.cochrane.org/sites/epoc.cochrane.org/files/uploads/Table6.pdf>.)

Content

Kiefe 2001 compared audit and physician-specific feedback with an identical intervention plus achievable benchmark feedback to improve five quality of care measures. Influenza vaccination im-

proved significantly in the benchmark group, but the overall calculated median across the five outcomes showed no difference between the groups (adjusted RR= 1.03).

Two studies compared audit and feedback with and without peer comparison (Søndergaard 2002; Wones 1987). No difference was found in performance between groups in either of the studies.

One study that compared feedback on medication with feedback on performance found no difference in control of blood pressure (Gullion 1988).

Source

In one study mutual visits and feedback by peers was compared with visits and feedback by a non-physician observer to improve performance related to 208 indicators of practice management (van den Hombergh 99). Both programmes showed improvements after a year, but different aspects changed in each of the two programmes. The improvement was more noticeable after mutual practice visits than after a visit by a non-physician observer.

Ward 1996 compared audit and feedback plus outreach by a physician with audit and feedback plus outreach by a nurse to improve diabetes management. The groups did not differ significantly postintervention in the Adequate Competent Care score for diabetes (adjusted post difference = 0.5).

Recipient

In one study that compared group audit and feedback with group plus individual feedback there was no difference in prophylaxis for venous thromboembolism (Anderson 1994).

Trials that randomised patients

In three studies the unit of allocation was the patient and the provider received feedback for some patients and not for others (Belcher 1990; Meyer 1991; Simon 2000). In one study audit and feedback alone was compared to audit and feedback plus care management to reduce costs and follow-up visits related to patients with depression (Simon 2000). Adding care management resulted in higher costs and did not change follow-up visits. In a four arm study (Belcher 1990) that compared different combinations of multifaceted intervention in no differences was found in preventive services between the groups. Meyer (Meyer 1991) compared a single letter recommending that the number of medications received by patients should be reduced to audit and feedback plus a compliance index, peer review and recommendations; and to a control group. At four months both intervention groups had significant reductions in polypharmacy compared to the control group, but there was no difference between the two intervention groups.

High quality studies

Of the 118 trials 24 had high quality (with a low risk of bias). Fifteen out of the 30 new studies in the update were high quality. In seventeen of the high quality studies audit and feedback was a part of a multifaceted intervention, and only five studies compared audit and feedback alone to a control group. The high quality

studies with continuous outcomes had significantly smaller effect sizes than studies of moderate quality, but the relationship was not found for dichotomous outcomes.

DISCUSSION

Audit and feedback can be a useful intervention. The adjusted RDs of compliance with desired practice varied from -0.16 (a 16% absolute decrease in compliance) to 0.70 (a 70% increase in compliance) (median = 0.05, inter-quartile range = 0.03 to 0.11) with or without educational meetings or other complementary interventions. However, the effects of audit and feedback vary from an apparent negative effect to a very large positive effect in the trials included in this review.

In most of the included studies, the method of allocation was not clearly indicated in the published report. Although lack of allocation concealment can result in overestimates of effect (Kunz 2002), the importance of this criterion in trials where a group of health professionals is randomised at one point in time is not established. In this review we have given cluster randomised trials the benefit of the doubt and assumed that there was adequate concealment of allocation for these studies. Nonetheless, we judged only 24 of the 118 included studies to be of high methodological quality, although 50% of the new included studies had high quality.

In our primary analyses we chose to focus on comparisons where it was possible to calculate an adjusted risk ratio, risk difference and adjusted percent change relative to the control mean after the intervention. The adjustments were based on pre-intervention measurements of the outcome in the audit and feedback group. We excluded studies that we judged to be of low quality from these comparisons, and studies without baseline data. Because many studies included small numbers of health professionals, baseline differences were common and unadjusted estimates of effect often differed from the adjusted estimates.

We did not find differences in effect related to study quality. It has been recommended that the use of quality scales or summary scores should not be used in meta-regressions (Juni 1999; Juni 2001). In this review our global judgements about study quality can be considered as a type of summary score. However, we chose not to investigate any of the component criteria used to assess study quality as potential variables that might help to explain the observed variation in results. With a single variable for study quality we had five explanatory variables in the meta-regression. There is neither empirical evidence nor strong logical arguments for selecting any of the component criteria as potential explanatory variables. We considered the risk of finding spurious associations greater than the likelihood of finding a plausible association for any one of the criteria and the effects of audit and feedback.

There are a number of plausible explanations why some interventions were effective and others were not. Of the factors that we specified, baseline compliance was one factor that helped to explain variation in the relative effectiveness across studies. However, the relative effectiveness did not increase dramatically with decreasing baseline compliance (a change of 0.05 in the adjusted RR relative to a decrease of 10% in the baseline compliance). There was also more variation in the adjusted RRs when baseline compliance was lower (Figure 01).

For dichotomous outcomes the intensity of audit and feedback also appeared to explain variation in of the adjusted RR for audit and feedback with or without educational meetings. In multifaceted interventions the contribution of audit and feedback was often small. The effectiveness of multifaceted interventions may depend more on components of the intervention other than audit and feedback. We did not find any head to head comparisons of different intensities of feedback.

We did not find significant difference in the relative effectiveness of audit and feedback with or without educational meetings and multifaceted interventions. When we combined audit and feedback alone and audit and feedback with educational meetings into a single category, the absolute effect (adjusted RD) was significantly larger than for multifaceted interventions compared to audit and feedback alone or with educational meetings. However, the difference in the median adjusted RD is small and the ranges of RDs are overlapping (Figure 03). These findings are more consistent with the conclusions of a review of interventions to implement clinical practice guidelines (Grimshaw 2004) than they are with an earlier overview of systematic reviews of interventions to change professional practice (Grimshaw 2001).

Due to earlier reviews (Freemantle 1997, Grimshaw 2001) we have considered printed educational materials to have little or no effect on changing professional practice. However, a recent major review on guidelines implementation strategies (Grimshaw 2004) found that printed educational materials might have an effect. This presents a problem in interpretation of our results as we have considered printed materials as no intervention. This might lead to an underestimation of the effect of audit and feedback in studies that compared audit and feedback alone to printed materials, but also to an overestimation of the effect of audit and feedback in studies where audit and feedback plus printed materials are compared to no intervention.

Fifteen of 24 high quality studies included comparisons of multifaceted interventions with no intervention and three included comparisons of audit and feedback plus educational meetings with no intervention. It is possible that an effect of methodological quality on the observed effectiveness of audit and feedback was confounded with the type of intervention that was evaluated. Our assessments of the intensity of audit and feedback may suffer from the same problem as our assessments of methodological quality.

Both are complex concepts for which there is no solid basis for deriving a summary assessment. Our assessments of the intensity of audit and feedback were based on six components (the recipient, format, source, frequency, duration and content). There are theoretical and intuitive arguments for how we have categorised the overall intensity of audit and feedback, but no clear empirical basis. We considered the intensity of audit and feedback to be moderate in most (n=84) of the included studies. As with methodological quality, we considered the risk of finding spurious associations greater than the likelihood of finding a plausible association for any one of the components of intensity and the effects of audit and feedback.

Seven studies provided direct, randomised comparisons of different ways of providing audit and feedback. Based on these comparisons and indirect comparisons across studies it is not possible to determine what, if any features of audit and feedback have an important impact on its effectiveness. Although there are hypothetical reasons why some forms of audit and feedback might be more effective than others, there is not an empirical basis for deciding how to provide audit and feedback. Decisions about how to provide audit and feedback must be guided by pragmatic factors and local circumstances.

Forty-five of the trials included in this review included peer-comparison feedback (Table 01). The effects observed in these trials are similar to the effects of audit and feedback generally. No difference was found in the three studies that compared peer-comparison feedback to feedback without peer comparison (Kiefe 2001; Søndergaard 2002; Wones 1987). Thus, there is at present no basis for concluding that peer-comparison feedback is either more or less effective than audit and feedback generally. In contrast to the conflicting conclusions of Axt-Adams and colleagues (Axt-Adam 1993) and Balas and colleagues (Balas 1996), these results suggest that audit and feedback can be a useful intervention, although the effects are generally small, with or without peer-comparison.

A related concept that we were not able to assess is the motivation of health professionals to change the targeted behaviour. The trial by Palmer (Palmer 1985) was the only one where the investigators assessed the motivation of the providers to change practice. They did this by asking providers to indicate the 'likelihood that serious consequences for the patients' would occur if performance was poor. Contrary to what was expected, the results suggested that more improvement occurred for tasks associated with moderate to low motivation. The investigators attributed the lack of improvement in the high motivation tasks to problems with administrative systems associated with these tasks. Another possible explanation is that audit and feedback has marginal benefits for high motivation tasks because feedback is less needed or superfluous if the provider is already motivated. This is similar to the findings of Sibley and colleagues who studied the effect of continuing medical education packages (Sibley 1982), and also consis-

tent with the findings of Foy et al (Foy 2002). They reported that quality of care improved only when topics were of low interest to the providers. Theories of behaviour change suggest that motivation is an important component of the change process (Bandura 1986; Fox 1989; Green 1988; Prochaska 1992). It is possible that differences in motivation could explain some of the observed variation in the effectiveness of audit and feedback across the included studies, but we were unable to assess this. We did not find an association between the seriousness of the targeted outcome, an indirect measure of motivation, and size of effect.

The results of this review do not support or refute the conclusions of Mugford and colleagues (Mugford 1991) that feedback close to the time of decision-making and prior agreement of clinicians to review their practice are important factors in determining the effectiveness of audit and feedback. Nor do they support the conclusions of Axt-Adams and colleagues that the variation, extent, timing, frequency and availability of peer-comparisons explain the observed variation in the effectiveness of audit and feedback (Axt-Adam 1993). Nine trials with 11 comparisons included a follow-up period after audit and feedback stopped. The length of follow-up, targeted behaviours, and the effect on performance varied in these trials. It is possible for performance to deteriorate, stay the same, or improve after feedback stops. This may depend largely on the nature of the targeted behaviour, but there are insufficient data to clarify when the effects of audit and feedback are most likely to deteriorate after feedback stops.

Four of the studies reported a large effect of audit and feedback, two of multifaceted interventions (McConnell 1982; Mayer 1998) and two of audit and feedback alone (Baker 2003A; Chassin 1986). None of these suggest that audit and feedback alone or as a part of a multifaceted intervention is likely to have large effects in most circumstances. In the study by Mayer and colleagues, pharmacists, who provided very little, if any advice on skin cancer prevention prior to the intervention, were given an intervention that included prompts, incentives and a video. In the study by McConnell and colleagues, physicians in ambulatory care who prescribed tetracycline inappropriately for upper respiratory infections received outreach visits. Baker used an balanced incomplete block design to improve test ordering, and improved lipid test ordering but not other tests. Chassin reported reduced rate of pelvimetry in a trial carried out in hospitals .

We found only seven studies of audit and feedback compared to other interventions. The results of the two comparisons of audit and feedback with reminders (Eccles 2001; Tierney 1986) are consistent with the conclusions of Buntinx and colleagues (Buntinx 1993), that both can be effective, and do not provide strong support for either being clearly superior, although the reminder group performed better than audit and feedback in both of these studies. To the extent that these results can be considered reliable, they would bring into question Mugford and colleagues conclusions that feedback close to the time of decision-making is more likely to

be more effective (Mugford 1991), since reminders by definition occur at the time of decision-making.

Few trials reported the cost of the interventions. Small effects may be worthwhile, if the costs of the intervention are small relative to the benefits gained. Intuitively this is more likely to be the case when an audit can easily be conducted using computerised records, but the studies included in this review do not provide empirical data to support or refute this. Moreover, the usefulness of computerised records for audit is dependent on the quality of routinely collected data.

AUTHORS' CONCLUSIONS

Implications for practice

Audit and feedback can be effective in improving professional practice. The effects are generally small to moderate. The relative effects of audit and feedback are more likely to be larger when baseline adherence to recommended practice is low and, for audit and feedback with or without educational meetings, when feedback is provided more intensively.

The evidence presented here does not support mandatory use of audit and feedback as an intervention to change practice. However, audit is commonly used in the context of governance and it is essential to measure practice to know when efforts to change practice are needed. In these circumstances health professionals may receive feedback without explicitly having responsibility to implement changes based on that feedback. In these circumstances, where audit and feedback may not be planned, or conceived of, as an intervention there is, nonetheless, an opportunity to incorporate evaluations of different ways of providing feedback into routine practice.

It is not certain to what extent participants in the included trials were active participants, but it seems likely that they were for the most part passive recipients of feedback. The effects of audit and feedback might be larger when health professionals are actively involved and have specific and formal responsibilities for implementing change.

Implications for research

It is striking how little can be discerned about the effects of audit and feedback based on the 118 trials included in this review. There are, nonetheless, four ways in which additional trials might clarify the factors that determine the effectiveness of audit and feedback and how best to do audit and feedback.

Firstly, trials need to be well designed, conducted and reported. Based on the criteria we used, only 24 of the 118 trials had a low risk of bias. Simple before and after measurements can be useful for monitoring, to ensure that desired changes have occurred in practice, but it is difficult to attribute causation based on before-

after studies. They should not be used to evaluate the effects of audit and feedback since they are likely to be misleading. Baseline measurements should be undertaken both to determine the importance of intervening and to adjust for baseline differences when these are found in randomised trials. Better reporting of study methods, targeted behaviours, characteristics of participants and interventions is needed. Primary outcomes should be clearly specified and they should be clinically important.

Secondly, the effects of audit and feedback are commonly small to moderate, but may frequently be worthwhile. To detect small to moderate effects trials need to be large enough to detect small effects when these are considered important. Sample size calculations need to take account of clustering and appropriate analyses need to be used to avoid unit of analysis errors.

Thirdly, there is a need for well-designed process evaluations embedded within trials to explore and provide insights into the complex dynamics underlying the variable effectiveness of audit and feedback.

Fourthly, there is a need for head-to-head comparisons of different ways of doing audit and feedback. Only seven of the included trials compared different ways of doing audit and feedback.

In this update of our review the relationship that we found between baseline compliance and the effectiveness of audit and feedback was not as consistent as with our previous update. When excluding one outlier from the analysis in this update baseline compliance could explain variation in adjusted RR, but not in adjusted RD. In addition we identified one additional explanatory factor that might help explain the variable effectiveness of audit and feedback: the intensity of audit and feedback when it is provided alone or with educational meetings. How much more informative future updates of this review will provide depends to a large extent on the extent on the availability of new, well-designed trials. There are four other ways in which future updates of this review might provide better answers.

Firstly, it is possible that we can better characterise the potential explanatory factors that we consider in our analyses, and to better explore interactions between the factors. Secondly, we can explore the extent to which individual factors, such as the characteristics of how audit and feedback was done, rather than composite measures, such as the intensity of audit and feedback, help to explain variation in the effectiveness of feedback. Thirdly, we can explore the extent to which printed educational materials, which might have a small effect, might modify the effect of audit and feedback either when they are provided with feedback or when they are used as a comparison. Fourthly, we can include the results of available process evaluations in the review.

ACKNOWLEDGEMENTS

We would like to thank Dave Davis, Brian Haynes, Nick Freeman and Emma Harvey for their contributions to an earlier version of this review, and Julian Higgins and Craig Ramsay for statistical advice. We are grateful to Cynthia Fraser and Jessie McGowan for conducting searches for updates and for doing such a good job developing the EPOC specialised register that additional searches were found to be redundant. We are also grateful to Robbie Foy, Russ Gruen, and Roberto Grilli for the helpful comments on earlier drafts of this review.

REFERENCES

References to studies included in this review

Anderson 1994 *{published data only}*

Anderson FA Jr, Wheeler HB, Goldberg RJ, Hosmer DW, Forcier A, Patwardhan NA. Changing clinical practice. Prospective study of the impact of continuing medical education and quality assurance programs on use of prophylaxis for venous thromboembolism. *Archives of Internal Medicine* 1994;**154**:669–77.

Anderson 1996 *{published data only}*

Anderson JF, McEwan KL, Hrudevy WP. Effectiveness of notification and group education in modifying prescribing of regulated analgesics. *CMAJ* 1996;**154**:31–9.

Baker 1997 *{published data only}*

* Baker R, Farooqui A, Tait C, Walsh S. Randomised controlled trial of reminders to enhance the impact of audit in general practice on management of patients who use benzodiazepines. *Quality in Health Care* 1997;**6**:14–8.

Baker 2003 *{published data only}*

Baker R, Falconer J, Lambert PC. Randomized controlled trial of the effectiveness of feedback in improving test ordering in general practice. *Scandinavian Journal of Primary Health Care* 2003;**21**:219–23.

Baker 2003A *{published data only}*

* Baker R, Fraser RC, Stone M, Lambert P, Stevenson K, Shiels C. Randomised controlled trial of the impact of guidelines, prioritised review criteria and feedback on implementation of recommendations for angina and asthma. *British Journal of General Practice* 2003;**53**:284–91.

Balas 1998 *{published data only}*

* Balas E, Boren SA, Hicks LL, Chonko AM, Stephenson K. Effect of linking practice data to published evidence: A randomized controlled trial of clinical direct reports. *Medical Care* 1998;**36**:79–87.

Belcher 1990 *{published data only}*

* Belcher DV. Implementing preventive services success and failure in an outpatient trial. *Archives of Internal Medicine* 1990;**150**:2533–41.

Berman 1998 *{published data only}*

* Berman MF, Simon AE. The effect of a drug and supply cost feedback system on the use of intraoperative resources

by anesthesiologists. *Anesthesia and Analgesia* 1998;**86**: 510–15.

Boekeloo 1990 *{published data only}*

Boekeloo BO, Becker DM, Levine DM, Belitsos PC, Pearson TA. Strategies for increasing house staff management of cholesterol with inpatients. *American Journal of Preventive Medicine* 1990;**6**(Suppl 2):51–9.

Bonevski 1999 *{published data only}*

* Bonevski B, Sanson-Fisher RW, Campbell E, Carruthers A, Reid ALA, Ireland M. Randomized controlled trial of a computer strategy to increase general practitioner preventive care. *Preventive Medicine* 1999;**29**:478–86.

Borgiel 1999 *{published data only}*

* Borgiel AEM, Williams JI, Davis DA, Dunn EV, Hobbs N, Hutchison B, et al. Evaluating the effectiveness of 2 educational interventions on family practice. *Canadian Medical Association* 1999;**8**:965–70.

Brady 1988 *{published data only}*

Brady WJ, Hissa DC, McConnell M, Wones RG. Should physicians perform their own quality assurance audits?. *Journal of General Internal Medicine* 1988;**3**:560–5.

Brown 1994 *{published data only}*

Brown LF, Keily PA, Spencer AJ. Evaluation of a continuing education intervention “Periodontics in General Practice”. *Community Dentistry and Oral Epidemiology* 1994;**22**: 441–7.

Buffington 1991 *{published data only}*

Buffington J, Bell KM, LaForce FM. A target-based model for increasing influenza immunizations in private practice. *Journal of General Internal Medicine* 1991;**6**:204–9.

Buntinx 1993 *{published data only}*

* Buntinx F, Knottnerus JA, Crebolder HF, Seegers T, Essed GG, Schouten H. Does feedback improve the quality of cervical smears? A randomized controlled trial. *British Journal of General Practice* 1993;**43**:194–8.
Buntinx F, Knottnerus JA, Crebolder HFJM, Esses GGM. Reactions of doctors to various forms of feedback designed to improve the sampling quality of cervical smears. *Quality Assurance in Health Care* 1992;**4**(2):161–6.

- Chassin 1986** *{published data only}*
Chassin MR, McCue SM. A randomized trial of medical quality assurance. Improving physicians' use of pelvimetry. *JAMA* 1986;**256**:1012–6.
- Cohen 1982** *{published data only}*
Cohen DI, Jones P, Littenberg B, Neuhauser D. Does cost information availability reduce physician test usage? A randomized clinical trial with unexpected findings. *Medical Care* 1982;**20**:286–92.
- De Almeida Neto 2000** *{published data only}*
* Neto ACDA, Benrimoj SI, Kavanagh DJ, Boakes RA. A pharmacy based protocol and training program for non-prescription analgesics. *Journal of Social and Administrative Pharmacy* 2000;**17**(3):183–92.
- Dickinson 1981** *{published data only}*
Dickinson JC, Warshaw GA, Gehlbach SH, Bobula JA, Muhlbaier LH, Parkerson GR Jr. Improving hypertension control: impact of computer feedback and physician education. *Medical Care* 1981;**19**:843–54.
- Eccles 2001** *{published data only}*
Eccles M, Steen N, Grimshaw J, Thomas L, McNamee P, Soutter J, et al. Effect of audit and feedback, and reminder messages on primary-care radiology referrals: a randomised trial. *Lancet* 2001;**357**(9266):1406–9.
- Everett 1983** *{published data only}*
Everett GD, deBlois CS, Chang PF, Holets T. Effect of cost education, cost audits, and faculty chart review on the use of laboratory services. *Archives of Internal Medicine* 1983;**143**:942–4.
- Fairbrother 1999** *{published data only}*
* Fairbrother G, Hanson KL, Friedman S, Butts GC. The impact of physician bonuses, enhanced fees, and feedback on childhood immunization coverage rates. *American Journal of Public Health* 1999;**89**(2):171–5.
- Fallowfield 2002** *{published data only}*
Fallowfield L, Jenkins V, Farewell V, Saul J, Duffy A, Eves R. Efficacy of a Cancer Research UK communication skills training model for oncologists: a randomised controlled trial. *Lancet* 2002;**359**(9307):650–6.
- Feder 1995** *{published data only}*
* Feder G, Griffiths C, Highton C, Eldridge S, Spence M, Southgate L. Do clinical guidelines introduced with practice based education improve care of asthmatic and diabetic patients? A randomised controlled trial in general practices in east London. *BMJ* 1995;**311**:1473–8.
- Ferguson 2003** *{published data only}*
Ferguson TB, Peterson ED, Coombs LP, Eiken MC, Carey ML, Grover FL, et al. Use of continuous quality improvement to increase use of process measures in patients undergoing coronary artery bypass graft surgery. *JAMA* 2003;**290**(1):49–56.
- Finkelstein 2001** *{published data only}*
Finkelstein JA, Davis RL, Dowell SF, Metlay JP, Soumerai SB, Rifas-Shiman SL, et al. Reducing antibiotic use in children: a randomized trial in 12 practices. *Pediatrics* 2001;**108**(1):1–7.
- Frijling 2002** *{published data only}*
Frijling BD, Lobo CM, Hulscher MEJL, Akkarmans RP, Braspenning JCC, Prins A, et al. Multifaceted support to improve clinical decision making in diabetes care: a randomized controlled trial in general practice. *Diabetic Medicine* 2002;**19**:836–42.
Frijling BD, Lobo CM, Hulscher MEJL, Akkarmans RP, van Drenth BB, Prins A, van der Wouden JC, Grol RPTM. Intensive support to improve clinical decision making in cardiovascular care: a randomised controlled trial in general practice. *Qual Saf Health Care* 2003;**12**:181–187.
- Gama 1991** *{published data only}*
* Gama R, Nightingale PG, Broughton PMG, Peters M, Bradby GVH, Berg J, et al. Feedback of laboratory usage and cost data to clinicians: does it alter requesting behavior? *Annals of Clinical Biochemistry* 1991;**28**:143–9.
- Gehlbach 1984** *{published data only}*
Gehlbach SH, Wilkinson WE, Hammond WE, Clapp NE, Finn AL, Taylor WJ, et al. Improving drug prescribing in a primary care practice. *Medical Care* 1984;**22**:193–201.
- Goff 2002a** *{published data only}*
Goff DC, Gu L, Cantley LK, Parker DG, Cohen SJ. Enhancing the quality of care for patients with coronary heart disease: The design and baseline results of the hastening the effective application of research through technology (HEART) trial. *American Journal of Managed Care* 2002;**8**:1069–78.
Goff DC, Gu L, Cantley LK, Sheedy DJ, Cohen SJ. Quality of care for secondary prevention for patients with coronary heart disease: Results of the hastening the effective application of research through technology (HEART) trial. *American Heart Journal* 2003;**146**(6):1045–151.
- Goldberg 1998** *{published data only}*
* Goldberg HI, Wagner EH, Fihn SD, Martin DP, Horowitz CR, Christensen DB, et al. A randomized controlled trial of QI teams and academic detailing: can they alter compliance with guidelines? *Journal on Quality Improvement* 1998;**24**(3):130–42.
- Grady 1997** *{published data only}*
* Grady KE, Lemkau JP, Lee NR, Caddell C. Enhancing mammography referral in primary care. *Preventive Medicine* 1997;**26**:791–800.
- Guagnoli 2000** *{published data only}*
Guagnoli E, Soumerai SB, Gurwitz JH, Borbas C, Shapiro CL, Weeks JC, et al. Improving discussion of surgical treatment options for patients with breast cancer: local medical opinion leaders versus audit and performance feedback. *Breast Cancer Research and Treatment* 2000;**61**(2): 171–5.
- Gullion 1988** *{published data only}*
Gullion DS, Tschann JM, Adamson TE, Coates TJ. Management of hypertension in private practice: a randomized controlled trial in continuing medical education. *The Journal of Continuing Education in the Health Professions* 1988;**8**:239–55.

- Hayes 2001** {published data only}
Hayes R, Bratzler D, Armour B, Moore I. Comparison of an enhanced versus written feedback model on the management of Medicare inpatients with venous thrombosis. *Joint Commission Journal on Quality Improvement* 2001;**27**(3): 155–68.
- Heller 2001** {published data only}
Heller RF, DEste C, Lim LL, OConnel RL, Powell H. Randomised controlled trial to change hospital management of unstable angina. *Medical Journal of Australia* 2001;**175** (5):217–21.
- Hemminiki 1992** {published data only}
* Hemminiki E, Teperi J, Tuominen K. Need for and influence or feedback from the Finnish birth register to data providers. *Quality Assurance in Health Care* 1992;**4**(2): 133–9.
- Henderson 1979** {published data only}
* Henderson D, D' Alessandri R, Westfall B, Moore R, Smith R, Scobbo, et al. Hospital cost containment: a little knowledge helps. *Clinical Research* 1979;**27**:297A.
- Hendryx 1998** {published data only}
* Hendryx MS, Fieselmann JF, Bock MJ, Wakefield DS, Helms CM, Bentler SE. Outreach education to improve quality of rural icu care. *American Journal of Respiratory Critical Care Medicine* 1998;**158**:418–23.
- Hershey 1986** {published data only}
Hershey CO, Porter DK, Breslau D, Cohen DI. Influence of simple computerized feedback on prescription charges in an ambulatory clinic. A randomized clinical trial. *Medical Care* 1986;**24**:472–81.
- Hillman 1998** {published data only}
* Hillman AL, Ripley K, Goldfarb N, Nuamah I, Weiner J, Lusk E. Physician financial incentives and feedback: Failure to increase cancer screening in medicaid managed care. *American Journal of Public Health* 1998;**88**(11):1698–701.
- Hillman 1999** {published data only}
* Hillman AL, Ripley K, Goldfarb N, Weiner J, Nuamah I, Lusk E. The use of physician financial incentives and feedback to improve pediatric preventive care in Medicaid care. *Pediatrics* 1999;**104**(4):931–5.
- Holm 1990** {published data only}
* Holm M. Intervention against long-term use of hypnotics/sedatives in general practice. *Scandinavian Journal of Primary Health Care* 1990;**8**:113–7.
- Howe 1996** {published data only}
Howe A. Detecting psychological distress: can general practitioners improve their performance?. *British Journal of General Practice* 1996;**46**:407–10.
- Hux 1999** {published data only}
* Hux JE, Melady MP, DeBoer D. Confidential prescriber feedback and education to improve antibiotic use in primary care: a controlled trial. *Canadian Medical Association* 1999; **161**:388–92.
- Jones 1996** {published data only}
* Jones HE, Cleave B, Zinman B, Szalai JP, Nichol HL, Hoffman BR. Efficacy of feedback from quarterly laboratory comparison in maintaining quality of a hospital capillary blood glucose monitoring program. *Diabetes Care* 1996;**19** (2):168–70.
- Kafuko 1999** {published data only}
Kafuko JM, Zirabamuzaale, Bagena D. Rational drug use in rural health units of Uganda: effect of national standard treatment guidelines on rational drug use. 1st International Conference on Improving Use of Medications. 1999.
- Katz 2004** {published data only}
Katz DA, Muehlenbruch DR, Brown RL, Fiore MC, Baker TB. Effectiveness of implementing the agency for healthcare research and quality smoking cessation clinical practice guideline: A randomized, controlled trial. *Journal of the national cancer institute* 2004;**96**:594–603.
- Kerry 2000** {published data only}
* Kerry S, Oakeshott P, Dundas D, Williams J. Influence of postal distribution of the royal college of radiologists guidelines, together with feedback on radiological referral rates, on x-ray referrals from general practice: a randomized controlled trial. *Family Practice* 2000;**17**(1):46–52.
- Kerse 1999** {published data only}
* Kerse NM, Flicker L, Jolley D, Arroll B, Young D. Improving the health behaviours of elderly people: randomised controlled trial of a general practice education programme. *BMJ* 1999;**319**:683–7.
- Kiefe 2001** {published data only}
Kiefe CI, Allison JJ, Williams OD, Person SD, Weaver MT, Weissman NW. Improving quality improvement using achievable benchmarks for physician feedback: a randomized controlled trial. *JAMA* 2001;**285**(22):2871–9.
- Kim 1999** {published data only}
* Kim CS, Kristopaitis RJ, Stone E, Pelter M, Sandhu M, Weingarten SR. Physician education and report cards: do they make the grade? Results from a randomized controlled trial. *The American Journal of Medicine* 1999;**107**:556–60.
- Kinsinger 1998** {published data only}
* Kinsinger LS, Harris R, Qaqish B, Strecher V, Kaluzny A. Using an office system intervention to increase breast cancer screening. *JGIM* 1998;**13**:507–14.
- Kogan 2003** {published data only}
Kogan JR, Reynolds EE, Shea JA. Effectiveness of report cards based on chart audits of residents adherence to practice guidelines on practice performance: a randomized controlled trial. *Teaching and Learning in Medicine* 2003;**15** (1):25–30.
- Lemelin 2001** {published data only}
Lemelin J, Hogg W, Baskerville N. Evidence to action: a tailored multifaceted approach to changing family physician practice patterns and improving preventive care. *CMAJ* 2001;**164**:757–63.
- Leviton 1999** {published data only}
* Leviton LC, Goldenberg RL, Baker CS, Schwartz RM, Freda MC, Fish LJ, et al. Methods to encourage the use of antenatal corticosteroid therapy for fetal maturation. *JAMA* 1999;**281**(1):46–52.

- Linn BS 1980** *{published data only}*
Linn BS. Continuing medical education. Impact on emergency room burn care. *JAMA* 1980;**244**:565–70.
- Lobach 1996** *{published data only}*
* Lobach DF. Electronically distributed computer-generated feedback enhances the use of a computerized practice guidelines. Proceedings/AMIA Annual Fall symposium. 1996:493–7.
- Lomas 1991** *{published data only}*
Lomas J. Making clinical policy explicit. Legislative policy making and lessons for developing practice guidelines. *International Journal of Technology Assessment in Health Care* 1993;**9**(1):11–25.
* Lomas J, Enkin M, Anderson GM, Hannah WJ, Vayda E, Singer J. Opinion leaders vs audit and feedback to implement practice guidelines. Delivery after previous cesarean section. *JAMA* 1991;**265**:2202–7.
- Mainous 2000** *{published data only}*
* Mainous AG, Hueston WJ, Love MM, Evans ME, Finger R. An evaluation of statewide strategies to reduce antibiotic overuse. *Family Medicine* 2000;**32**(1):22–9.
- Manfredi 1998** *{published data only}*
* Manfredi C, Czaja R, Freels S, Trubitt M, Warnecke R, Lacey L. Improving cancer screening in physicians practices serving low-income and minority populations. *Archives of Family Medicine* 1998;**7**:329–37.
- Manheim 1990** *{published data only}*
Manheim LM, Feinglass J, Hughes R, Martin GJ, Conrad K, Hughes EF. Training house officers to be cost conscious. Effects of an educational intervention on charges and length of stay. *Medical Care* 1990;**28**:29–42.
- Martin 1980** *{published data only}*
Martin AR, Wolf MA, Thibodeau LA, Dzau V, Braunwald E. A trial of two strategies to modify the test-ordering behavior of medical residents. *New England Journal of Medicine* 1980;**303**:1330–6.
- Marton 1985** *{published data only}*
Marton KI, Tül V, Sox HC Jr. Modifying test-ordering behavior in the outpatient medical clinic. A controlled trial of two educational interventions. *Archives of Internal Medicine* 1985;**145**:816–21.
- Mayefsky 1993** *{published data only}*
Mayefsky JH, Foye HR. Use of a chart audit: teaching well child care to paediatric house officers. *Medical Education* 1993;**27**:170–4.
- Mayer 1998** *{published data only}*
* Mayer JA, Eckhardt L, Stepanski BM, Sallis JF, Elder JP, Slymen DJ, et al. Promoting skin cancer prevention counseling. *American Journal for Public Health* 1998;**88**(7):1096–9.
- McAlister 1986** *{published data only}*
McAlister NH, Covvey HD, Tong C, Lee A, Wigle ED. Randomised controlled trial of computer assisted management of hypertension in primary care. *BMJ* 1986;**293**:670–4.
- McCartney 1997** *{published data only}*
* McCartney P, Macdowall W, Thorogood M. A randomised controlled trial of feedback to general practitioners of their prophylactic aspirin prescribing. *BMJ* 1997;**315**:35–6.
McCartney P, Macdowall W, Thorogood M. Feedback in primary care can improve the prescription of hormone replacement therapy in women with a history of hysterectomy. *British Journal of Clinical Governance* 2001;**6**(1):17–21.
- McConnell 1982** *{published data only}*
McCollell TS, Cushing AH, Healy JL, McIlvenna PA, Skipper BJ. Physician behavior modification using claims data: tetracycline for upper respiratory infection. *The Western Journal of Medicine* 1982;**137**(5):448–50.
- Meyer 1991** *{published data only}*
Meyer TJ, Van Kooten D, Marsh S, Prochazka AV. Reduction of polypharmacy by feedback to clinicians. *Journal of General Internal Medicine* 1991;**6**:133–6.
- Moher 2001** *{published data only}*
Moher M, Yudkin P, Wright L, Turner R. Cluster randomised controlled trial to compare three methods of promoting secondary prevention of coronary heart disease in primary care. *BMJ* 2001;**322**(7298):1338.
- Moongtui 2000** *{published data only}*
* Moongtui W, Gauthier DK, Turner JG. Using peer feedback to improve handwashing and glove usage among Thai health care workers. *American Journal of Infection Control* 2000;**28**:365–9.
- Nilsson 2001** *{published data only}*
Nilsson G, Hjerdal P, Hassler A, Vitols S, Wallen NH, Krakau I. Feedback on prescribing rate combined with problem-oriented pharmacotherapy education as a model to improve prescribing among general practitioners. *European Journal of Clinical Pharmacology* 2001;**56**(11):843–8.
- Norton 1985** *{published data only}*
Norton PG, Dempsey LJ. Self-audit: its effect on quality of care. *Journal of Family Practice* 1985;**21**:289–91.
- O'Connell 1999** *{published data only}*
* O'Connell DL, Henry D, Tomlins R. Randomised controlled trial of effect of feedback on general practitioners prescribing in Australia. *BMJ* 1999;**318**:507–11.
- Palmer 1985** *{published data only}*
Palmer RH, Louis TA, Hsu LN, Peterson HF, Rothrock JK, Strain R, et al. A randomized controlled trial of quality assurance in sixteen ambulatory care practices. *Medical Care* 1985;**23**:751–70.
- Pimlott 2003** *{published data only}*
Pimlott NJG, Hux JE, Wilson LM, Kahan M, Li C, Rosser WW. Educating physicians to reduce benzodiazepine use by elderly patients: a randomized controlled trial. *CMAJ* 2003;**168**:835–9.
- Quinley 2004** *{published data only}*
Quinley JC, Shih A. Improving physician coverage of pneumococcal vaccine: a randomized trial of telephone

- intervention. *Journal of Community Health* 2004;**29**: 103–15.
- Raasch 2000** *{published data only}*
 * Raasch BA, Hays R, Buettner PG. An educational intervention to improve diagnosis and management of suspicious skin lesions. *The Journal of Continuing Education in the Health Professions* 2000;**20**:39–51.
- Rantz 2001** *{published data only}*
 Rantz MJ, Popejoy L, Petroski GF, Madsen RW, Mehr DR, Zwygart-Stauffacher M, et al. Randomized clinical trial of quality improvement intervention in nursing homes. *The Gerontologist* 2001;**41**(4):525–38.
- Reid 1977** *{published data only}*
 * Reid RA, Lantz KH. Physician profiles in training the graduate internist. *Journal of Medical Education* 1977;**52**: 300–5.
- Robling 2002** *{published data only}*
 Robling MR, Houston HL, Kinnersley P, Hourihan MD, Cohen DR, Hale J, et al. General practitioners' use of magnetic resonance imaging: an open randomized trial comparing telephone and written requests and an open randomized controlled trial of different methods of local guideline dissemination. *Clinical Radiology* 2002;**57**(5): 402–7.
- Roski 1998** *{published data only}*
 * Roski J. Changing practice patterns as a result of implementing the Agency for Health Care Policy and Research guidelines in 20 primary care clinics. *Tobacco Control* 1998;**7** **Suppl**:S19-20; discussion S24-5.
- Ruangkanchanatr 19** *{published data only}*
 * Ruangkanchanatr S. Laboratory investigation utilization in pediatric out-patient department ramathibodi hospital. *Journal of the Medical Association of Thailand* 1993;**76**: 194–9.
- Rust 1999** *{published data only}*
 * Rust CT, Sisk FA, Kuo AR, Smith J, Miller R, Sullivan KM. Impact of resident feedback on immunization outcomes. *Archives of Pediatrics & Adolescent Medicine* 1999; **153**:1165–9.
- Sanazaro 1978** *{published data only}*
 Sanazaro PJ, Worth RM. Concurrent quality assurance in hospital care. Report of a study by Private Initiative in PSRO. *The New England Journal of Medicine* 1978;**298**: 1171–7.
- Sandbaek 1999** *{published data only}*
 * Sandbaek A, Kragstrup J. Randomized controlled trial of the effect of medical audit on aids prevention in general practice. *Family Practice* 1999;**16**:510–4.
- Sauaia 2000** *{published data only}*
 Sauaia A, Ralston D, Schluter WW, Marciniak TA, Havranek EP, Dunn TR. Influencing care in acute myocardial infarction: a randomized trial comparing 2 types of intervention. *American Journal of Medical Quality* 2000;**15**:197–206.
- Schectman 1995** *{published data only}*
 Schectman JM, Kanwal NK, Schroth WS, Elinsky EG. The effect of an education and feedback intervention on group-model and network-model health maintenance organization physician prescribing behavior. *Medical Care* 1995;**33**: 139–44.
- Schectman 2003** *{published data only}*
 Schectman JM, Schroth WS, Verme D, Voss JD. Randomized controlled trial of education and feedback for implementation of guidelines for acute low back pain. *Journal of General Internal Medicine* 2003;**18**:773–80.
- Simon 2000** *{published data only}*
 * Simon GE, VonKorff M, Rutter C, Wagner E. Randomised trial in monitoring, feedback, and management of care by telephone to improve treatment of depression in primary care. *BMJ* 2000;**320**:550–4.
- Sinclair 1982** *{published data only}*
 * Sinclair C, Frankel M. The effect of quality assurance activities on the quality of mental health services. *QRB* 1982;**8**(7):7–15.
- Siriwardena 2002** *{published data only}*
 Siriwardena AN, Rashid A, Johnson MRD, Dewey ME. Cluster randomised controlled trial of an educational outreach visit to improve influenza and pneumococcal immunisation rates in primary care. *The British Journal of General Practice* 2002;**52**:735–40.
- Smith 1995** *{published data only}*
 * Smith D, Christensen DB, Stergachis A, Holmes G. A randomized controlled trial of a drug use review intervention for sedative hypnotic medications. *Prenatal Diagnosis* 1998; **15**:1013–21.
- Smith 1998** *{published data only}*
 * Smith DK, Shaw RW, Slack J, Marteau TM. Training obstetricians and midwives to present screening tests evaluation of two brief interventions. *Prenatal Diagnosis* 1995;**15**:317–24.
- Socolar 1998** *{published data only}*
 * Socolar RR, Raines B, Chen-Mok M, Runyan DK, Green C, Paterno S. Intervention to improve physician documentation and knowledge of child sexual abuse: a randomized, controlled trial. *Pediatrics* 1998;**101**(5): 817–24.
- Sommers 1984** *{published data only}*
 Sommers LS, Sholtz R, Shepherd RM, Starkweather DB. Physician involvement in quality assurance. *Medical Care* 1984;**22**:1115–38.
- Soumerai 1998** *{published data only}*
 Soumerai SB, McLaughlin TJ, Gurwitz JH, Guadagnoli E, Hauptman PJ, Borbas C, et al. Effect of local medical opinion leaders on quality of care for acute myocardial infarction: a randomized controlled trial. *JAMA* 1978;**279** (17):1358–63.
- Steele 1989** *{published data only}*
 Steele MA, Bess DT, Franse VL, Graber SE. Cost effectiveness of two interventions for reducing outpatient

- prescribing costs. *DICP: The Annals of Pharmacotherapy* 1989;**23**(6):497–500.
- Søndergaard 2002** *{published data only}*
Søndergaard J, Adersen M, Vach K, Kragstrup J, Maclure M, Gram LF. Detailed postal feedback about prescribing to asthma patients combined with a guideline statement showed no impact: a randomised controlled trial. *European Journal of Clinical Pharmacology* 2002;**58**:127–32.
- Søndergaard 2003** *{published data only}*
Søndergaard J, Andersen M, Støvring H, Kragstrup J. Mailed prescribed feedback in addition to a clinical guideline has no impact: a randomised, controlled trial. *Scandinavian Journal of Primary Health Care* 2003;**21**:47–51.
- Thompson 2000** *{published data only}*
* Thompson RS, Rivara FP, Thompson DC, Barlow WE, Sugg NK, Maiuro RD, et al. Identification and management of domestic violence: a randomized trial. *American Journal of Preventive Medicine* 2000;**19**(4):253–63.
- Tierney 1986** *{published data only}*
Tierney WM, Hui SL, McDonald CJ. Delayed feedback of physician performance versus immediate reminders to perform preventive care. Effects on physician compliance. *Medical Care* 1986;**24**(8):659–66.
- van den Hombergh 99** *{published data only}*
* Hombergh Pvd, Grol R, Hoogen HJMvd, Bosch WJHMvd. Practice visits as a tool in quality improvement: mutual visits and feedback by peers compared with visits and feedback by non-physician observers. *Quality in Health Care* 1999;**8**:161–6.
van den Hombergh. Practice visits. Assessing and improving management in general practice. Thesis, University of Nijmegen 1998.
- van der Weijden 1999** *{published data only}*
van der Weijden T, Grol RP, Knottinerus JA. Feasibility of a national cholesterol guideline in daily practice. A randomized controlled trial in 20 general practices. *International Journal for Quality in Health Care* 1999;**11**(2):131–7.
- Veninga 1999** *{published data only}*
Lagerløv P, Loeb M, Andrew M, Hjortdal P. Improving doctors prescribing behaviour through reflection on guidelines and prescribing feedback: a randomised controlled trial. *Quality in Health Care* 2000;**9**:159–65.
Lundborg CS, Wahlström, Oke T, Tomson G, Diwan V. Influencing prescribing for urinary tract infection and asthma in primary care in Sweden: a randomized controlled trial of an interactive educational intervention. *Journal of Clinical Epidemiology* 1999;**52**(8):801–12.
Veninga CCM, Denig P, Zwaagstra R, Haaijer-Ruskamp FM. Improving drug treatment in general practice. *Journal of Clinical Epidemiology* 2000;**53**:762–72.
* Veninga CCM, Lagerløv P, Wahlström R, Muskova M, Denig P, Berkhof J, et al. Evaluating an educational intervention to improve the treatment of asthma in four European countries. *American Journal of Respiratory and Critical Care Medicine* 1999;**160**:1254–62.
Veninga N. Improving prescribing in general practice. Thesis, Rijksuniversiteit Groningen 2000.
- Verstappen 2003** *{published data only}*
Verstappen WHJM, van der Weijden T, Sijbrandij J, Smeele J, Hermsen J, Grimshaw J, et al. Effect of a practice-based strategy on test ordering performance of primary care physicians. *JAMA* 2003;**289**:2407–12.
- Vingerhoets 2001** *{published data only}*
Vingerhoets B, Wensing M, Grol R. Feedback of patients' evaluations of general practice care: a randomised trial. *Quality in Health Care* 2001;**10**:224–8.
- Vinacor 1987** *{published data only}*
Vinacor F, Cohen SJ, Mazza SA, Moorman N, Wheeler M, Kuebler T, et al. DIABEDS: a randomized trial of the effects of physician and/or patient education on diabetes patient outcomes. *Journal of Chronic Diseases* 1987;**40**:345–56.
- Wahlström 2003** *{published data only}*
Wahlström R, Kounnavong S, Sisounthone B, Phanyanouvong A, Southammavong T, Eriksson B, et al. Effectiveness of feedback for improving case management of malaria, diarrhoea and pneumonia - a randomized controlled trial at provincial hospitals in Lao PDR. *Tropical Medicine and International Health* 2003;**8**:901–9.
- Ward 1996** *{published data only}*
* Ward A, Kamien M, Mansfield F, Fatovich B. Educational feedback in management of diabetes in general practice. *Education for General Practice* 1996;**7**:142–50.
- Wells 2000** *{published data only}*
* Wells KB, Sherbourne C, Schoenbaum M, Duan N, Meredith L, Unutzer J, et al. Impact of disseminating quality improvement programs for depression in managed primary care. *JAMA* 2000;**283**(2):212–20.
- Winickoff 1984** *{published data only}*
Winickoff RN, Coltin KL, Morgan MM, Buxbaum RC, Barnett GO. Improving physician performance through peer comparison feedback. *Medical Care* 1984;**22**:527–34.
- Winickoff 1985** *{published data only}*
Winickoff RN, Wilner S, Neisuler R, Barnett GO. Limitations of provider interventions in hypertension quality assurance. *American Journal of Public Health* 1985;**75**:43–6.
- Winkens 1995** *{published data only}*
Winkens RA, Pop P, Bugter-Maessen AM, Grol RP, Kester AD, Beusmans GH, et al. Randomised controlled trial of routine individual feedback to improve rationality and reduce numbers of test requests. *Lancet* 1995;**345**:498–502.
- Wones 1987** *{published data only}*
Wones RG. Failure of low-cost audits with feedback to reduce laboratory test utilization. *Medical Care* 1987;**25**:78–82.
- Young 2002** *{published data only}*
Young JM, DEste C, Ward JE. Improving family physicians' Use of evidence-based smoking cessation strategies: A

cluster randomization trial. *Preventive Medicine* 2002;**35**(6):572–83.

Young JM, Ward JE. Randomised trial of intensive academic detailing to promote opportunistic recruitment of women to cervical screening by general practitioners. *Australian and New Zealand Journal of Public Health* 2003;**27**:273–81.

Zwar 1999 {*published data only*}

* Zwar N, Wolk J, Gordon J, Fisher RS, Kehoe L. Influencing antibiotic prescribing in general practice: a trial of prescriber feedback and management guidelines. *Family Practice* 1999;**16**(5):495–500.

References to studies excluded from this review

Anonymous I 1990 {*published data only*}

Anonymous. North of England study of standards and performance in general practice. University of Newcastle, report nr 40 and report nr 50.

Ballard 2002 {*published data only*}

Ballard DJ, Nicewander D, Skinner C. Health care provider quality improvement organization medicare data sharing: A diabetes quality improvement initiative. Proceedings of AMIA Symposium. 2002:22–5.

Berwick 1986 {*published data only*}

Berwick DM, Coltin KL. Feedback reduces test use in a health maintenance organization. *JAMA* 1986;**255**(11):1450–4. [MEDLINE: 86144192]

Billi 1987 {*published data only*}

Billi JE, Hejna GF, Wolf FM, Shapiri LR, Stross JK. The effects of a cost-education program on hospital charges. *Journal of General Internal Medicine* 1987;**2**:306–11.

Brown 1988 {*published data only*}

Brown RL. Evaluation of a continuing medical education program for primary care physicians on the management of alcoholism. *Journal of Medical Education* 1988;**63**:482–4.

Buekens 1993 {*published data only*}

Buekens P, Boutsen M, Kittel F, Vandenbussche P, Dramaix M. Does awareness of rates of obstetric interventions change practice?. *BMJ* 1993;**306**:623.

Carney 1992 {*published data only*}

Carney PA, Dietrich AJ, Keller A, Landgraf J, O'Connor GT. Tools, teamwork and tenacity: An office system for cancer prevention. *The Journal of Family Practice* 1992;**35**:388–94.

De Silva 1994 {*published data only*}

De Silva M, Abrahamson G. Does medical audit change practice?. *Transfusion Science* 1994;**15**:277.

Del Mar 1998 {*published data only*}

Del Mar CB, Lowe JB, Adkins P, Arnold E, Baade P. Improving general practitioner clinical records with a quality assurance minimal intervention. *British Journal of General Practice* 1998;**48**:1307–11.

Denton 2001 {*published data only*}

Denton GD, Smith J, Faust J, Holmboe E. Comparing the efficacy of staff versus housestaff instruction in an

intervention to improve hypertension management. *Academic Medicine* 2001;**76**:1257–60.

Dranitsaris 1995 {*published data only*}

Dranitsaris G, Warr D, Puodziunas A. A randomized trial of the effects of pharmacist intervention on the cost of antiemetic therapy with ondansetron. *Supportive Care in Cancer* 1995;**3**:183–9.

Everett {*published data only*}

Everett GD, deBlois CS, Chang PF, Holets T. Effect of cost education, cost audits, and faculty chart review on the use of laboratory services. *Archives of Internal Medicine* 1983;**143**:942–4.

Fihn 2004 {*published data only*}

Fihn DS, McDonnell MB, Diehr P, Anderson SM, Bradley KA, Au DH, et al. Effects of sustained audit/feedback on self-reported health status of primary care patients. *The American Journal of Medicine* 2004;**116**:241–8.

Furniss 2000 {*published data only*}

Furniss L, Burns A, Craig SKL, Scobie S, Cooke J, Faragher B. Effects of a pharmacists medication review in nursing homes. *British Journal of Psychiatry* 2000;**176**:563–7.

Gask 1991 {*published data only*}

Gask L, Goldberg D, Boardman J, Craig T, Goddard C, Jones O, et al. Training general practitioners to teach psychiatric interviewing skills: an evaluation of group training. *Medical Education* 1991;**25**(5):444–51. [MEDLINE: 92099912]

Gerbert 1988 {*published data only*}

Gerbert B, Maguire B, Badner V, Greenspan D, Greenspan J, Barnes D, et al. Changing dentists' knowledge, attitudes and behaviours relating to AIDS: a controlled educational intervention. *JADA* 1988;**116**:851–4.

Goldberg 1980 {*published data only*}

Goldberg DP, Steele JJ, Smith C, Spivey L. Training family doctors to recognise psychiatric illness with increased accuracy. *Lancet* 1980;**6**:521–3.

Grimshaw 1998 {*published data only*}

* Grimshaw J. Evaluation of four quality assurance initiatives to improve out-patient referrals from general practice to hospital. Thesis, University of Aberdeen 1998.

Gunn 2003 {*published data only*}

Gunn J, Southern D, Chondros P, Thomson P, Robertson K. Guidelines for assessing postnatal problems: introducing evidence-based guidelines in Australian general practice. *Family Practice* 2003;**20**:382–9.

Hall 2001 {*published data only*}

Hall L, Eccles M, Barton R, Steen N, Campbell M. Is untargeted outreach visiting in primary care effective? A pragmatic randomized controlled trial. *Journal of Public Health Medicine* 2001;**23**:109–13.

Hampshire 1999 {*published data only*}

Hampshire A, Blair M, Crown N, Avery A, Williams I. Action research: a useful method of promoting change in primary care?. *Family Practice* 1999;**16**(3):305–11.

- Hanlon 1996** *{published data only}*
Hanlon JT, Weinberger M, Samsa GP, Kenneth E, Uttech KM, Lewis IK, et al. A randomized controlled trial of a clinical pharmacists intervention to improve inappropriate prescribing in elderly outpatients with polypharmacy. *The American Journal of Medicine* 1996;**100**(4):428–37.
- Hargraves 1996** *{published data only}*
Hargraves JL, Palmer RH, Orav EJ, Wright EA. Practice characteristics and performance of primary care practitioners. *Medical Care* 1996;**34**(9):67–76.
- Hershey 1988** *{published data only}*
Hershey CO, Goldberg HI, Cohen DI. The effect of computerized feedback coupled with a newsletter upon outpatient prescribing charges. A randomized controlled trial. *Medical Care* 1988;**26**(1):88–94. [MEDLINE: 88093018]
- Hetlevik 1998** *{published data only}*
* Hetlevik I, Holmen J, Krüger Ø. Implementing clinical guidelines in the treatment of hypertension in general practice. *Scandinavian Journal of Primary Health Care* 1999;**17**:35–40.
Hetlevik I, Holmen J, Krüger Ø, Kristensen P, Iversen H. Implementing clinical guidelines in the treatment of hypertension in general practice. *Blood Pressure* 1998;**7**: 270–6.
- Horowitz 1996** *{published data only}*
Horowitz CR, Goldberg HI, Martin DP, Wagner EH, Fihn SD, Christensen DB, et al. Conducting a randomized controlled trial of CQI and academic detailing to implement clinical guidelines. *Journal on Quality Improvement* 1996;**22** (11):734–50.
- Johansen 1997** *{published data only}*
Johansen A. Using audit to improve senior officer training. *Postgraduate Medical Journal* 1997;**73**:798–801.
- Johnson 1976** *{published data only}*
Johnson RE, Campbell WH, Azevedo DJ, Christensen DB. Studying the impact of patient drug profile in an HMO. *Medical Care* 1976;**15**:799–807.
- Kroenke 1990** *{published data only}*
Kroenke K, Pinholt EM. Reducing polypharmacy in the elderly. *Journal of American Geriatrics Society* 1990;**38**:31–6.
- Linn 1980** *{published data only}*
Linn LS, Yager J. The effect of screening, sensitization, and feedback on notation of depression. *Journal of Medical Education* 1980;**55**:942–9.
- MacCosbe 1985** *{published data only}*
MacCosbe PE, Gartenberg G. Modifying empiric antibiotic prescribing: Experience with one strategy in a medical residency program. *Hospital Formulary* 1985;**20**:986–99.
- Mandel 1985** *{published data only}*
Mandel I, Franks P, Dickinson J. Improving physician compliance with preventive medicine guidelines. *The Journal of Family Practice* 1985;**21**(3):223–4. [MEDLINE: 85291598]
- Mazzuca 1988** *{published data only}*
Mazzuca SA, Vinicor F, Cohen SJ, Norton JA, Fineberg NS, Fineberg SE. The Diabetes Education study: a controlled trial of the effects of intensive instructions of internal medicine residents on the management of diabetes mellitus. *Journal of General Internal Medicine* 1988;**3**:1–8.
- McDermott 2003** *{published data only}*
McDermott R, Tulip F, Schmidt B, Sinha A. Sustaining better diabetes care in remote indigenous Australian communities. *BMJ* 2003;**327**:428–30.
- McDonel 1997** *{published data only}*
McDonel EC, Bond GR, Salyers M, Fekete D, Chen A, McGrew JH, et al. Implementing assertive community treatment programs in rural settings. *Administration and Policy in Mental Health* 1997;**25**(2):153–73.
- McPhee 1989** *{published data only}*
* Fordham D, McPhee SJ, Bird JA, Rodnick JE, Detmer WM. The cancer prevention reminder system. *Clinical Computing* 1990;**7**(5):289–95.
McPhee SJ, Bird JA, Jenkins CNH, Fordham D. Promoting cancer screening. A randomized controlled trial of three interventions. *Archives of Internal Medicine* 1989;**149**: 1868–72.
- Munroe 1997** *{published data only}*
Munroe WP, Kunz K, Dalmandy-Israel C, Potter L, Schonfeld WH. Economic evaluation of pharmacist involving in disease management in a community pharmacy setting. *Clinical Therapeutics* 1997;**19**(1):113–23.
- Nattinger 1989** *{published data only}*
Nattinger AB, Panzer RJ, Janus J. Improving the utilization of screening mammography in primary care practices. *Archives of Internal Medicine* 1989;**149**(9):2087–92. [MEDLINE: 89373341]
- North of England 1992** *{published data only}*
North of England Study of Standards and Performance in General Practice. Medical audit in general practice. I: Effects on doctors' clinical behaviour for common childhood conditions. *BMJ* 1992;**304**(6840):1480–4. [MEDLINE: 92305733]
North of England Study of Standards and Performance in General Practice. Medical audit in general practice. II: Effects on health of patients with common childhood conditions. *BMJ* 1992;**304**(6840):1484–8. [MEDLINE: 92305734]
- Ogwal-Okeng 2001** *{published data only}*
Ogwal-Okeng JW, Anokbonggo WW, Birungi H. Prescribing audit with feedback intervention in six regional hospitals and Mulagi referral/teaching hospitals. International conference on Improving use of Medicines. <http://www.who.int/dap-icium/posters/2C3>. 2001.
- Ottolini 1998** *{published data only}*
Ottolini MC, Greenberg L. Development and evaluation of a CD-ROM computer program to teach residents telephone management. *Pediatrics* 1998;**101**(3):E2.

Pearson 2001 {published data only}

Pearson SD, Kleefield SF, Soukop JR, Cook EF, Lee TH. Critical pathways intervention to reduce length of hospital stay. *The American Journal of Medicine* 2001;**110**:175–80.

Putnam 1985 {published data only}

Putnam RW, Curry L. Impact of patient care appraisal on physicians behaviour in the office setting. *Canadian Medical Association Journal* 1985;**132**:1025–9.

Putnam W, Curry L. Primary care appraisal in the ambulatory setting: effectiveness of a continuing medical education tool. 419 RCT-C in register.

Restuccia 1982 {published data only}

Restuccia JD. The effect of concurrent feedback in reducing inappropriate hospital utilization. *Medical Care* 1982;**20** (1):46–62. [MEDLINE: 82194054]

Rollman 2002 {published data only}

Rollman BL, Hanusa BH, Lowe HJ, Gilbert T, Kapoor WN, Schulberg HC. A randomized trial using computerized decision support to improve treatment of major depression in primary care. *Journal of General Internal Medicine* 2002;**17**:493–503.

Rubenstein 1989 {published data only}

Rubenstein LV, Calkin DR, Young RT, Cleary PD, Fink A, Koscoff J, et al. Improving patient function: a randomized trial of functional disability screening. *Annals of Internal Medicine* 1989;**111**(10):836–42.

Rubenstein 1999 {published data only}

Rubenstein LV, Jackson-Tricke M, Unützer J, Miranda J, Minnium K, Pearson ML, et al. Evidence-based care for depression in managed primary care practices. *Health Affairs* 1999;**18**(5):89–105.

Shaughnessy 1991 {published data only}

Shaughnessy AF, D'Amico F, Nickel RO. Improving prescription-writing skills in a family practice residency. *DICP, The Annals of Pharmacotherapy* 1991;**25**:17–21.

Spector 1989 {published data only}

Spector WD, Drugovich ML. Reforming nursing home quality regulation. Impact on cited deficiencies and nursing home outcomes. *Medical Care* 1989;**27**(8):789–801. [MEDLINE: 89329844]

Szczepura 1994 {published data only}

Szczepura A, Wilmot J, Davies C, Fletcher J. Effectiveness and cost of different strategies for information feedback in general practice. *The British Journal of General Practice* 1994;**44**(378):19–24. [MEDLINE: 94145722]

Taylor 1997 {published data only}

Taylor EA, Thomas G, Cantrill JA. Changes in prescribing following a pharmacists-led audit of ulcer-healing therapy in general practice. *The Pharmaceutical Journal* 1997;**259**:R6.

The SUPPORT 1995 {published data only}

The SUPPORT Principal Investigators. A controlled trial to improve care for seriously ill hospitalized patients. *JAMA* 1995;**274**:1591–8.

Velikova 2004 {published data only}

Velikova G, Booth L, Smith AB, Brown PM, Lynch P, Brown JM, et al. Measuring quality of life in routine oncology practice improves communication and patient well-being: a randomized controlled trial. *Journal of Clinical Oncology* 2004;**22**:714–24.

Weingarten 2000 {published data only}

Weingarten SR, Kim CS, Stone EG, Kristopaitis RJ, Pelter M, Sandhu M. Can peer-comparison feedback improve patient functional status?. *The American Journal of Managed Care* 2000;**6**:35–9.

White 1995 {published data only}

White P, Atherton A, Hewett G, Howells K. Using information from asthma patients: a trial of information feedback in primary care. *BMJ* 1995;**311**:1065–9.

Wing 1987 {published data only}

Wing D, Duff HJ. Impact of a therapeutic drug monitoring program for digoxin. *Archives of Internal Medicine* 1987;**147**:1405–8.

Wing 1987 (II) {published data only}

Wing DS, Duff HJ. Evaluation of a therapeutic drug monitoring program for theophylline in a teaching hospital. *Drug Intelligence and Clinical Pharmacy* 1987;**21**:702–5.

Winkens 1997 {published data only}

Winkens RAG, Knottnerus JA, Kester ADM, Grol RPTM, Pop P. Fitting a routine health-care activity into a randomized trial: an experiment possible without informed consent?. *Clinical Epidemiology* 1997;**50**(4):435–9.

References to studies awaiting assessment

Bahrami 2004 {published data only}

Bahrami M, Deery C, Clarkson JE, Pitts NB, Johnston M, Ricketts I, et al. Effectiveness of strategies to disseminate and implement clinical guidelines for the management of impacted and unerupted third molars in primary dental care: a cluster randomised controlled trial. *British Dental Journal* 2004;**197**:691–6.

Curtis 2005 {published data only}

Curtis JR, Olivieri J, Allison JJ, Gaffo A, Juraez L, Kovac SH, et al. A group randomized trial to improve safe use of nonsteroidal anti-inflammatory drugs. *The American Journal of Managed Care* 2005;**11**:537–43.

Foy 2004 {published data only}

Foy R, Penney GC, Grimshaw JM, Ramsay CR, Walker AE, MacLennan G, et al. A randomised controlled trial of a tailored multifaceted strategy to promote implementation of a clinical guideline on induced abortion care. *International Journal of Obstetrics and Gynaecology* 2004;**111**(7):726–33.

Horbar 2004 {published data only}

Horbar JD, Carpenter JH, Buzas J, Soll RF, Suresh G, Bracken MB, et al. Collaborative quality improvement to promote evidence-based surfactant for preterm infants: a cluster randomised trial. *BMJ* 2004;**329**:1004.

Joseph 2004 *{published data only}*

Joseph AM, Arikian NJ, An LC, Nugent SM, Sloan RJ, Pieper CF, GIFT Research group. Results of a randomised controlled trial of intervention to implement smoking guidelines in Veterans Affairs medical centers: increased use of medications without cessation benefit. *Medical Care* 2004;**42**:1100–10.

Mitchell 2005 *{published data only}*

Mitchell E, Sullivan F, Grimshaw JM, Donnan PT, Watt G. Improving management of hypertension in general practice: a randomised controlled trial of feedback derived from electronic patient data. *The British Journal of General Practice* 2005;**51**:94–101.

Solomon 2004 *{published data only}*

Solomon DH, Katz JN, La Tourette AM, Coblyn JS. Multifaceted intervention to improve rheumatologists' management of glucocorticoid-induced osteoporosis: a randomised controlled trial. *Arthritis and Rheumatism* 2004;**51**:383–7.

Additional references**Axt-Adam 1993**

Axt-Adam P, van der Wouden JC, van der Does E. Influencing behavior of physicians ordering laboratory tests: a literature study. *Medical Care* 1993;**31**:784–94.

Balas 1996

Balas EA, Boren SA, Brown GD, Ewigman BG, Mitchell JA, Perkoff GT. Effect of physician profiling on utilization. Meta-analysis of randomized clinical trials. *Journal of General Internal Medicine* 1996;**11**:584–90.

Bandura 1986

Bandura A. *Social foundations of thought and action: a social cognitive theory*. Prentice-Hall, 1986.

Davis 1991

Davis D, Fox R. *The Research and Development of Resource Base in CME. An Annotated Bibliography and Literature Searching Service. Annual Report*. Hamilton: McMaster University, 1991.

Davis 1992

Davis DA, Thomson MA, Oxman AD, Haynes RB. Evidence for the effectiveness of CME. A review of 50 randomized controlled trials. *JAMA* 1992;**268**:1111–7.

Davis 1995

Davis DA, Thomson MA, Oxman AD, Haynes RB. Changing physician performance. A systematic review of the effect of continuing medical education strategies. *JAMA* 1995;**274**:700–5.

Fox 1989

Fox R, Mazmanian P, Putnam RW. *Changing and learning in the lives of physicians*. New York: Praeger, 1989.

Foy 2002

Foy R, MacLennan G, Grimshaw J, Penney G, Campbell M, Grol R. Attributes of clinical recommendations that influence change in practice following audit and feedback. *Journal of Clinical Epidemiology* 2002;**55**:717–22.

Freemantle 1997

Freemantle N, Harvey EL, Wolf F, Grimshaw JM, Grilli R, Bero LA. Printed educational materials: effects on professional practice and health care outcomes (Cochrane Review). *Cochrane Database of Systematic Reviews* 2003, Issue 2. [DOI: 10.1002/14651858.CD000172]

Goff 2002b

Goff DC, Gu L, Cantley LK, Parker DG, Cohen SJ. Enhancing the quality of care for patients with coronary heart disease: The design and baseline results of the hastening the effective application of research through technology (HEART) trial. *The American Journal of Managed Care* 2002;**8**:1069–78.

Goff 2003

Goff DC, Gu L, Cantley LK, Sheedy DJ, Cohen SJ. Quality of care for secondary prevention for patients with coronary heart disease: Results of the hastening the effective application of research through technology (HEART) trial. *Heart Journal* 2003;**146**:1045–1051.

Green 1988

Green LW, Eriksen MP, Schor EL. Preventive practices by physicians: behavioural determinants and potential interventions. *The American Journal of Preventive Medicine* 1988;**4**(Suppl 4):101–7.

Grimshaw 2001

Grimshaw JM, Shirran L, Thomas R, Mowatt G, Fraser C, Bero L. Changing provider behavior: An overview of systematic reviews of interventions. *Medical Care* 2001;**39**(Suppl 2):II-2 - II-45.

Grimshaw 2002

Grimshaw JM, Thomas RE, MacLennan G, Fraser C, Ramsay CR, Vale L. Effectiveness and efficiency of guideline dissemination and implementation strategies. Final Report. Aberdeen: Health Service Research Unit, University of Aberdeen. 2002.

Grimshaw 2004

Grimshaw JM, Thomas RE, MacLennan G, Fraser C, Ramsay CR, Vale L, et al. Effectiveness and efficiency of guideline dissemination and implementation strategies. *Health Technology Assessment* 2004;**8**(6):iii-iv, 1-72.

Jamtvedt 2003

Jamtvedt G, Young JM, Kristoffersen DT, O'Brien MA, Oxman A. Audit and feedback: effects on professional practice and health care outcomes. *Cochrane Database of Systematic Reviews* 2006, Issue 2. [DOI: 10.1002/14651858.CD000259.pub2]

Juni 1999

Juni P, Witschi A, Bloch R, Egger M. The hazards of scoring the quality of clinical trials for meta-analysis. *JAMA* 1999;**282**(15):1996–9.

Juni 2001

Juni P, Altman DG, Egger M. Assessing the quality of controlled trials. *BMJ* 2002;**323**:42–6.

Kanouse 1988

Kanouse DE, Jacoby I. When does information change practitioners' behavior?. *International Journal of Technology Assessment Health Care* 1988;**4**:27–33.

Kunz 2002

Kunz R, Vist GE, Oxman AD. Randomisation to protect against selection bias in healthcare trials. *Cochrane Database of Systematic Reviews* 2003, Issue 1. [DOI: 10.1002/14651858.MR000012.pub2]

Mugford 1991

Mugford M, Banfield P, O'Hanlon M. Effects of feedback of information on clinical practice: a review. *BMJ* 1991; **303**:398–402.

Oxman 1995

Oxman AD, Thomson MA, Davis DA, Haynes RB. No magic bullets: a systematic review of 102 trials of interventions to improve professional practice. *CMAJ* 1995; **153**(10):1423–31.

Oxman 2001

Oxman AD, Flottorp S. An overview of strategies to promote implementation of evidence based health care. In: Silagy C, Haines A editor(s). *Evidence Based Practice*. 2. London: BMJ Publishers, 2001:101–19.

Prochaska 1992

Prochaska JO, DiClemente CC, Norcross JC. In search of how people change. Applications to addictive behaviors. *The American Psychologist* 1992;**47**:1102–14.

Shaw 2005

Shaw B, Cheater F, Baker R, Gillies C, Hearnshaw H, Flottorp S, et al. Tailored interventions to overcome identified barriers to change: effects on professional practice and health care outcomes. *Cochrane Database of Systematic Reviews* 2005, Issue 3. [DOI: 10.1002/14651858.CD005470]

Sibley 1982

Sibley JC, Sackett DL, Neufeld V, Gerrard B, Rudnick KV, Fraser W. A randomized trial of continuing medical education. *The New England Journal of Medicine* 1982;**306**: 511–5.

Stone 2002

Stone EG, Morton SC, Hulscher ME, Maglione MA, Roth EA, Grimshaw JM, et al. Interventions that increase use of adult immunization and cancer screening services: a meta-analysis. *Annals of Internal Medicine* 2002;**136**:641–51.

Thomson 1995

Thomson MA. A systematic review of three interventions to improve health professional practice. Unpublished Master's Thesis, McMaster University, Hamilton, Canada 1995.

Thomson O'Brien 2001

Thomson O'Brien MA, Freemantle N, Oxman AD, Wolf F, Davis DA, Herrin J. Continuing education meetings and workshops: effect on professional practice and health care outcomes. *Cochrane Database of Systematic Reviews* 2001, Issue 4. [DOI: 10.1002/14651858.CD003030]

Thomson O'Brien 1997a

Thomson O'Brien MA, Oxman AD, Davis DA, Haynes RB, Freemantle N, Harvey EL. Audit and feedback versus alternative strategies: effects on professional practice and health care outcomes. *Cochrane Database of Systematic Reviews* 2003, Issue 1. [DOI: 10.1002/14651858.CD000260]

Thomson O'Brien 1997b

Thomson O'Brien MA, Oxman AD, Davis DA, Haynes RB, Freemantle N, Harvey EL. Audit and feedback: effects on professional practice and health care outcomes. *Cochrane Database of Systematic Reviews* 2003, Issue 1. [DOI: 10.1002/14651858.CD000259.pub2]

* Indicates the major publication for the study

CHARACTERISTICS OF STUDIES

Characteristics of included studies *[ordered by study ID]*

Anderson 1994

Methods	Overall quality; MODERATE	
Participants	646 physicians from 15 short-stay hospitals Country: USA Type of targeted behaviour: General management of a problem (prophylaxis for venous thromboembolism) Complexity of targeted behaviour: MODERATE	
Interventions	1. A&F (non-intensive) 2. A&F (moderate) 3. Control	
Outcomes	% patient received prophylaxis for venous thromboembolism Seriousness of outcome: HIGH	
Notes		
<i>Risk of bias</i>		
Item	Authors' judgement	Description
Allocation concealment?	Yes	A - Adequate

Anderson 1996

Methods	Overall quality; LOW	
Participants	54 primary care physicians Country: Canada Type of targeted behaviour: General management of a problem (prescribing of analgesics) Complexity of targeted behaviour: MODERATE	
Interventions	1. A&F (moderate)+ educational meeting 2. A&F (moderate) 3. Control	
Outcomes	Mean number of prescriptions per physician Seriousness of outcome: MODERATE	
Notes		
<i>Risk of bias</i>		

Anderson 1996 (Continued)

Item	Authors' judgement	Description
Allocation concealment?	No	C - Inadequate

Baker 1997

Methods	Overall quality; MODERATE	
Participants	18 general practices Country: UK Type of targeted behaviour: Management of a problem Complexity of targeted behaviour: MODERAT	
Interventions	1. A&F (non-intensive) 2. A&F (moderate) 3. Control	
Outcomes	% compliance with guidelines for use of benzodiazepines Seriousness of outcome: MODERATE	
Notes		

Risk of bias

Item	Authors' judgement	Description
Allocation concealment?	Yes	A - Adequate

Baker 2003

Methods	Overall quality; HIGH	
Participants	81 general practices Country: UK Type of targeted behaviour: Management of a problem (asthma and angina) Complexity of targeted behaviour: MODERATE	
Interventions	1. A&F (non-intensive)+ review criteria 2. Review criteria 3. Control	
Outcomes	% compliance with guidelines for asthma and angina and patient symptom scores Seriousness of outcome: MODERATE	

Baker 2003 (Continued)

Notes		
Risk of bias		
Item	Authors' judgement	Description
Allocation concealment?	Unclear	D - Not used

Baker 2003A

Methods	Balanced incomplete block Overall quality; MODERATE	
Participants	33 general practices Country: UK Type of targeted behaviour: Test ordering Complexity of targeted behaviour: LOW	
Interventions	1. A&F (moderate) 2. A&F (moderate)	
Outcomes	Median number of tests for lipids per 100 registered patients requested Seriousness of outcome: LOW	
Notes		
Risk of bias		
Item	Authors' judgement	Description
Allocation concealment?	Unclear	D - Not used

Balas 1998

Methods	Overall quality; MODERATE	
Participants	10 community based physicians from 5 dialysis centres Country: USA Type of targeted behaviour: General management of a problem (patients with end-stage renal disease) Complexity of targeted behaviour: HIGH	
Interventions	1. A&F (moderate) 2. Control	

Balas 1998 (Continued)

Outcomes	% patients on peritoneal dialysis versus hemodialysis Seriousness of outcome: HIGH	
Notes		
Risk of bias		
Item	Authors' judgement	Description
Allocation concealment?	Yes	A - Adequate

Belcher 1990

Methods	Overall quality; MODERATE	
Participants	1224 patients randomised to unclear number of physicians in primary care Country: USA Type of targeted behaviour: Preventive care Complexity of targeted behaviour: MODERATE	
Interventions	<p>1. Multifaceted with A&F (A&F (non-intensive)+ educational meetings+ reminders) Contribution of A&F; MINOR</p> <p>2. Multifaceted with A&F (A&F (non-intensive)+ educational meetings + reminders + patient mediated prompts) Contribution of A&F; MINOR</p> <p>3. Multifaceted with A&F (A&F (non-intensive) + educational meeting + reminders+ prompts + patient invitation Contribution of A&F; MINOR</p> <p>4. Control</p>	
Outcomes	% patients receiving recommended preventive services Seriousness of outcome: MODERATE	
Notes		
Risk of bias		
Item	Authors' judgement	Description
Allocation concealment?	Yes	A - Adequate

Berman 1998

Methods	Overall quality; LOW	
Participants	27 resident anesthesiologists Country: USA Type of targeted behaviour: Prescribing for three procedures Complexity of targeted behaviour: HIGH	
Interventions	1. A&F (moderate) 2. Control	
Outcomes	Costs of anaesthetics Seriousness of outcome: MODERATE	
Notes		
<i>Risk of bias</i>		
Item	Authors' judgement	Description
Allocation concealment?	Unclear	B - Unclear

Boekeloo 1990

Methods	Overall quality; LOW	
Participants	29 internal medicine interns from 1 hospital Country: USA Type of targeted behaviour: Prescribing (high blood cholesterol) Complexity of targeted behaviour: MODERATE	
Interventions	1. Reminders 2. A&F (moderate) 3. Multifaceted with A&F (A&F (moderate) + reminders) Contribution of A&F; MODERATE 4. Didactic meeting	
Outcomes	% cholesterol assessed Seriousness of outcome: MODERATE	
Notes		
<i>Risk of bias</i>		

Boekeloo 1990 (Continued)

Item	Authors' judgement	Description
Allocation concealment?	Yes	A - Adequate

Bonevski 1999

Methods	Overall quality; MODERATE	
Participants	19 general practitioners Country: Australia Type of targeted behaviour: General management of a problem Complexity of targeted behaviour: MODERATE	
Interventions	1. A&F (moderate) 2. Written materials/control	
Outcomes	Accuracy of classification of patient risk status for preventive care Seriousness of outcome: MODERATE	
Notes		

Risk of bias

Item	Authors' judgement	Description
Allocation concealment?	Unclear	B - Unclear

Borgiel 1999

Methods	Overall quality; MODERATE	
Participants	56 family physicians Country: Canada Type of targeted behaviour: General management of a problem (four areas) Complexity of targeted behaviour: MODERATE	
Interventions	1. A&F (non-intensive) 2. A&F (moderate) + educational meeting (outreach)	
Outcomes	Quality of care in family practice Seriousness of outcome: MODERATE	
Notes		

Borgiel 1999 (Continued)

<i>Risk of bias</i>		
Item	Authors' judgement	Description
Allocation concealment?	Yes	A - Adequate

Brady 1988

Methods	Overall quality; MODERATE
Participants	45 physicians (residents) from 1 outpatient clinic in 1 hospital Country: USA Type of targeted behaviour: Prescribing (influenza vaccination or mammography screening) Complexity of targeted behaviour: MODERATE
Interventions	1. A&F (non-intensive) + educational materials + didactic meetings 2. A&F (non-intensive) + educational materials + didactic meetings + self-audit 3. A&F (non-intensive) + educational materials + conferences
Outcomes	% ordered influenza vaccination and mammography screening Seriousness of outcome: MODERATE
Notes	

Risk of bias

Item	Authors' judgement	Description
Allocation concealment?	Yes	A - Adequate

Brown 1994

Methods	Overall quality; MODERATE
Participants	24 private dental practices without hygienists Country: Australia Type of targeted behaviour: General management of a problem (periodontal care) Complexity of targeted behaviour: MODERATE
Interventions	1. A&F (intensive) + outreach visits (ed meeting) 2. Control

Brown 1994 (Continued)

Outcomes	% records containing at least one periodontal notation Seriousness of outcome: LOW	
Notes	* There were three study groups but only two (without hygienists) were randomly allocated into experimental and control groups	
<i>Risk of bias</i>		
Item	Authors' judgement	Description
Allocation concealment?	Yes	A - Adequate

Buffington 1991

Methods	Overall quality; MODERATE	
Participants	45 physicians from 13 practices Country: USA Type of targeted behaviour: Prescribing (influenza immunisations) Complexity of targeted behaviour: LOW	
Interventions	1. Multifaceted with A&F (A&F (moderate) + patient mediated interventions + conferences + other) Contribution of A&F: MODERATE 2. A&F (moderate)+ conferences + other (visits to office staff to aid data collection + telephone consultation facility) 3. Control	
Outcomes	% patients influenza vaccinated Seriousness of outcome: MODERATE	
Notes	Patient mediated=mailed postcard reminder	
<i>Risk of bias</i>		
Item	Authors' judgement	Description
Allocation concealment?	Yes	A - Adequate

Buntinx 1993

Methods	Overall quality; MODERATE	
Participants	179 physicians for unclear number of practices Country: Belgium Type of targeted behaviour: General management of a problem (quality of cervical smears) Complexity of targeted behaviour: MODERATE	
Interventions	1. Multifaceted with A&F (A&F (moderate)+ reminders) Contribution of A&F: MODERATE 2. Multifaceted with A&F (A&F (moderate)+ specific advice + reminders) Contribution of A&F: 3. Reminders 4. Educational materials/control	
Outcomes	Quality of smears Seriousness of outcome: MODERATE	
Notes		
<i>Risk of bias</i>		
Item	Authors' judgement	Description
Allocation concealment?	Unclear	B - Unclear

Chassin 1986

Methods	Overall quality; MODERATE	
Participants	1483 physicians from 120 hospitals Country: USA Type of targeted behaviour: Prescribing (pelvimetry for pregnancy) Complexity of targeted behaviour: MODERATE	
Interventions	1. A&F (moderate) + didactic meetings + written materials 2. Control	
Outcomes	Mean rate of pelvimetry per 1000 deliveries Seriousness of outcome: MODERATE	
Notes		
<i>Risk of bias</i>		

Chassin 1986 (Continued)

Item	Authors' judgement	Description
Allocation concealment?	Yes	A - Adequate

Cohen 1982

Methods	Balanced incomplete block Overall quality; MODERATE
Participants	Physicians (residents & physicians) from 4 firms in 1 hospital Country: USA Type of targeted behaviour: Prescribing (lab tests and x-rays) Complexity of targeted behaviour: MODERATE
Interventions	1. A&F (moderate) on lab tests 2. A&F (moderate) on x-rays
Outcomes	Mean number of lab tests per admission Seriousness of outcome: MODERATE
Notes	

Risk of bias

Item	Authors' judgement	Description
Allocation concealment?	Yes	A - Adequate

De Almeida Neto 2000

Methods	Overall quality; MODERATE
Participants	24 pharmacists 24 pharmacies Country: Australia Type of targeted behaviour: General management of a problem (identification of inappropriate over the counter analgesics) Complexity of targeted behaviour: MODERATE
Interventions	1. A&F (moderate) + educational meetings 2. Control
Outcomes	% analgesic misuse identified and discussed Seriousness of outcome:

De Almeida Neto 2000 (Continued)

	MODERATE	
Notes		
<i>Risk of bias</i>		
Item	Authors' judgement	Description
Allocation concealment?	Unclear	B - Unclear

Dickinson 1981

Methods	Factoriel design Overall quality; MODERATE	
Participants	40 physicians (residents & faculty) from 1 family medicine centre Country: USA Type of targeted behaviour: Prescribing (hypertension control) Complexity of targeted behaviour: MODERATE	
Interventions	<ol style="list-style-type: none"> 1. A&F (moderate) 2. Self-study 3. A&F + self study 4. Control 	
Outcomes	% patients with controlled blood pressure Seriousness of outcome: MODERATE	
Notes		
<i>Risk of bias</i>		
Item	Authors' judgement	Description
Allocation concealment?	Yes	A - Adequate

Eccles 2001

Methods	Factoriel design Overall quality; MODERATE	
Participants	244 general practices Country: UK Type of targeted behaviour: Referrals of radiographs Complexity of targeted behaviour:	

Eccles 2001 (Continued)

	LOW Seriousness: LOW	
Interventions	1. A&F (non-intensive) 2. Reminders 3. A&F (non-intensive) + reminders 4. Control	
Outcomes	Requests per 1000 of knee and lumbar spine radiographs Seriousness of outcome: LOW	
Notes		
<i>Risk of bias</i>		
Item	Authors' judgement	Description
Allocation concealment?	Unclear	D - Not used

Everett 1983

Methods	Overall quality; LOW	
Participants	24 physicians (residents) from 5 ward teams in 1 hospital Country: USA Type of targeted behaviour: Prescribing (various clinical conditions) Complexity of targeted behaviour: MODERATE	
Interventions	1. A&F (intensive) + written materials 2. Control	
Outcomes	Costs and use of lab tests Seriousness of outcome: MODERATE	
Notes		
<i>Risk of bias</i>		
Item	Authors' judgement	Description
Allocation concealment?	Unclear	B - Unclear

Fairbrother 1999

Methods	Overall quality; MODERATE	
Participants	61 pediatricians and family physicians Country: USA Type of targeted behaviour: Preventive care (immunization coverage) Complexity of targeted behaviour: MODERATE	
Interventions	1. A&F 2. Multifaceted with A&F (A&F (moderate) + one-off bonus) Contribution of A&F: MODERATE 3. Multifaceted with A&F (A&F (moderate) + enhanced fee-for-service) Contribution of A&F: MODERATE 4. Control	
Outcomes	% immunization coverage Seriousness of outcome: MODERATE	
Notes		
<i>Risk of bias</i>		
Item	Authors' judgement	Description
Allocation concealment?	Unclear	B - Unclear

Fallowfield 2002

Methods	Factoriel design Overall quality; MODERATE	
Participants	160 oncologists Country: UK Type of targeted behaviour: ? Complexity of targeted behaviour: HIGH Seriousness: MODERATE	
Interventions	1. A&F (moderate) 2. Educational meeting 3. A&F (moderate) + educational meeting 4. Control	
Outcomes	Communication skills	

Fallowfield 2002 (Continued)

Notes		
Risk of bias		
Item	Authors' judgement	Description
Allocation concealment?	Unclear	D - Not used

Feder 1995

Methods	Balanced incomplete block Overall quality; MODERATE	
Participants	39 physicians from 24 general practices Country: UK Type of targeted behaviour: General management of a problem (asthma and diabetice care) Complexity of targeted behaviour: MODERATE	
Interventions	IBD 1. Multifacted with A&F (non-intensive) for asthma + written materials + educational meetings (outreach) + phys prompts) Contribution of A&F: MINOR 2. Multifacted with A&F (A&F (non-intensive) for diabetes + written materials + educational meetings (outreach) + phys prompts) Contribution of A&F: MINOR	
Outcomes	% compliance with guidelines for diabetes and asthma	
Notes		
Risk of bias		
Item	Authors' judgement	Description
Allocation concealment?	Unclear	B - Unclear

Ferguson 2003

Methods	Balanced incomplete block Overall quality; HIGH	
Participants	Cardiac surgeons from 359 hospitals Country: USA Type of targeted behaviour:	

Ferguson 2003 (Continued)

	General management of a problem (surgery) Complexity of targeted behaviour: HIGH Seriousness: HIGH	
Interventions	IBD 1. Multifaceted with A&F (A&F moderate) for IMA + opinion leader + written material 2. Multifaceted with A&F (A&F moderate) for beta-blockers + opinion leader + written material 3. Control	
Outcomes	% compliance with guidelines for use of beta-blockers and IMA Seriousness of outcome: HIGH	
Notes		
<i>Risk of bias</i>		
Item	Authors' judgement	Description
Allocation concealment?	Unclear	D - Not used

Finkelstein 2001

Methods	Overall quality; MODERATE	
Participants	157 general practitioners form 12 general practices Country: USA Type of targeted behaviour: Prescribing of antibiotic for children Complexity of targeted behaviour: LOW Seriousness: LOW	
Interventions	1. Multifaceted with A&F (moderate) + outreach + opinion leader 2. Control	
Outcomes	total number of antimicrobials dispensed divided by total number of person-year Seriousness of outcome: LOW	
Notes		
<i>Risk of bias</i>		

Finkelstein 2001 (Continued)

Item	Authors' judgement	Description
Allocation concealment?	Unclear	D - Not used

Frijiling 2002

Methods	Balanced incomplete block Overall quality; MODERATE
Participants	185 general practitioners from 124 practices Country: The Netherlands Type of targeted behaviour: General management of a problem (diabetes and cardiovascular) Complexity of targeted behaviour: MODERATE Seriousness: MODERATE
Interventions	1. Multifaceted with A&F (moderate) + outreach 2. Control
Outcomes	% compliance with guidelines for diabetes or cardiovascular care Seriousness of outcome: MODERATE
Notes	

Risk of bias

Item	Authors' judgement	Description
Allocation concealment?	Unclear	D - Not used

Gama 1991

Methods	Overall quality; MODERATE
Participants	5 physicians in general medicine Country: UK Type of targeted behaviour: General management of a problem (laboratory use) Complexity of targeted behaviour: MODERATE
Interventions	1. A&F (moderate) 2. Control

Gama 1991 (Continued)

Outcomes	Laboratory use and costs Seriousness of outcome: MODERATE	
Notes		
<i>Risk of bias</i>		
Item	Authors' judgement	Description
Allocation concealment?	Unclear	B - Unclear

Gehlbach 1984

Methods	Overall quality; LOW	
Participants	31 physicians (residents & faculty) , Country: USA Type of targeted behaviour: Prescribing (drugs) Complexity of targeted behaviour: LOW	
Interventions	1. A&F (moderate) 2. Control	
Outcomes	% generic prescriptions Seriousness of outcome: LOW	
Notes		
<i>Risk of bias</i>		
Item	Authors' judgement	Description
Allocation concealment?	Yes	A - Adequate

Goff 2002a

Methods	Overall quality; HIGH	
Participants	605 physicians in 131 practices Country: USA Type of targeted behaviour: Prescribing for CHD	

Goff 2002a (Continued)

	Complexity of targeted behaviour: LOW Seriousness: MODERATE	
Interventions	1. Multifaceted with A&F (moderate) + reminders 2. Control	
Outcomes	% compliance with guidelines for CHD prescribing Seriousness of outcome: MODERATE	
Notes		
Risk of bias		
Item	Authors' judgement	Description
Allocation concealment?	Unclear	D - Not used

Goldberg 1998

Methods	Overall quality; MODERATE	
Participants	95 physicians from 15 small group practices Country: USA Type of targeted behaviour: Compliance with guidelines (hypertension and depression) Complexity of targeted behaviour: MODERATE	
Interventions	1. A&F (moderate) + educational meetings (outreach) 2. A&F (moderate) + educational meetings (outreach) + CQI team facilitation 3. Control	
Outcomes	% compliance with guidelines for management of hypertension and depression Seriousness of outcome: MODERATE	
Notes		
Risk of bias		
Item	Authors' judgement	Description
Allocation concealment?	Yes	A - Adequate

Grady 1997

Methods	Overall quality; MODERATE	
Participants	95 primary care physicians from 65 practices Country: USA Type of targeted behaviour: Referrals (mammography) Complexity of targeted behaviour: MODERATE	
Interventions	1. Multifaceted with A&F (A&F (moderate) + didactic meeting + phys prompts + incentives) Contribution of A&F: MODERATE 2. Didactic meeting + phys prompts 3. Didactic meeting	
Outcomes	% mammography referrals Seriousness of outcome: MODERATE	
Notes		
<i>Risk of bias</i>		
Item	Authors' judgement	Description
Allocation concealment?	Yes	A - Adequate

Guagnoli 2000

Methods	Overall quality; MODERATE	
Participants	Unclear number of surgeons from 28 hospitals Country: USA Type of targeted behaviour: Communication skills Complexity of targeted behaviour: HIGH	
Interventions	1. Multifaceted with A&F (low) + opinion leaders 2. A&F (low)	
Outcomes	% patients reporting that their surgeon did discuss both breast-conserving surgery and mastectomy as treatment option Seriousness of outcome: HIGH	
Notes		
<i>Risk of bias</i>		

Guagnoli 2000 (Continued)

Item	Authors' judgement	Description
Allocation concealment?	Unclear	D - Not used

Gullion 1988

Methods	Overall quality; MODERATE	
Participants	111 physicians in private practice Country: USA Type of targeted behaviour: General management of a problem (hypertensive care) Complexity of targeted behaviour: MODERATE	
Interventions	1. A&F (moderate) on medication (medical records) + written materials + educational meeting (conference call) 2. A&F (moderate) on performance (survey) + written materials + educational meeting (conference call) 3. Combined 1 + 2 4. Control	
Outcomes	% patients with controlled blood pressure Seriousness of outcome: MODERATE	
Notes		

Risk of bias

Item	Authors' judgement	Description
Allocation concealment?	Unclear	B - Unclear

Hayes 2001

Methods	Overall quality; HIGH	
Participants	Unclear number health professionals from 29 hospitals Type of targeted behaviour: General management of a problem (venous thrombosis) Complexity of targeted behaviour: MODERATE Seriousness: HIGH Country: USA	
Interventions	1. A&F (non-intensive) 2. Multifaceted with A&F (non-intensive) + educational meetings + opinion leader	

Hayes 2001 (Continued)

Outcomes	Rates of achieving a quality indicator Seriousness of outcome: HIGH	
Notes		
<i>Risk of bias</i>		
Item	Authors' judgement	Description
Allocation concealment?	Unclear	D - Not used

Heller 2001

Methods	Overall quality; HIGH	
Participants	Unclear number of health professionals from 37 public hospitals Type of targeted behaviour: General management of a problem (angina) Complexity of targeted behaviour: HIGH Seriousness: HIGH Country: UK	
Interventions	1. A&F (moderate) 2. Control	
Outcomes	Correct action in management of unstable angina Seriousness of outcome: MODERATE	
Notes		
<i>Risk of bias</i>		
Item	Authors' judgement	Description
Allocation concealment?	Unclear	D - Not used

Hemminiki 1992

Methods	Overall quality; MODERATE	
Participants	53 hospitals Country: Finland Type of targeted behaviour: General management of a problem (cesarean rates) Complexity of targeted behaviour:	

Hemminiki 1992 (Continued)

	LOW	
Interventions	1. A&F (non-intensive) 2. Control	
Outcomes	% vaginal deliveries Seriousness of outcome: HIGH	
Notes		
<i>Risk of bias</i>		
Item	Authors' judgement	Description
Allocation concealment?	Yes	A - Adequate

Henderson 1979

Methods	Overall quality; LOW	
Participants	Unclear number of hospital physicians (interns) Country: USA Type of targeted behaviour: General management of a problem (costs) Complexity of targeted behaviour: MODERATE	
Interventions	1. A&F (moderate) 2. Control	
Outcomes	Costs Seriousness of outcome: MODERATE	
Notes		
<i>Risk of bias</i>		
Item	Authors' judgement	Description
Allocation concealment?	Unclear	B - Unclear

Hendryx 1998

Methods	Overall quality; HIGH	
Participants	20 rural hospitals Country: USA Type of targeted behaviour: Compliance with guidelines (intensive care) Complexity of targeted behaviour: HIGH	
Interventions	1. A&F (moderate) + educational meeting (outreach) + written materials + seminars + telephone consultation service 2. Control	
Outcomes	% compliance with intensive care unit guidelines/+ patient outcomes Seriousness of outcome: HIGH	
Notes		
<i>Risk of bias</i>		
Item	Authors' judgement	Description
Allocation concealment?	Yes	A - Adequate

Hershey 1986

Methods	Overall quality; MODERATE	
Participants	48 physicians (residents) from 4 firms in 1 hospital Country: USA Type of targeted behaviour: Prescribing (drug) Complexity of targeted behaviour: HIGH	
Interventions	1. A&F (moderate) 2. Control	
Outcomes	Cost per resident, prescription per resident Mean charge per prescription Mean charge per patient Prescriptions per patient Seriousness of outcome: LOW	
Notes		

Hershey 1986 (Continued)

<i>Risk of bias</i>		
Item	Authors' judgement	Description
Allocation concealment?	Unclear	B - Unclear

Hillman 1998

Methods	Overall quality; MODERATE	
Participants	52 primary care practices Country: USA Type of targeted behaviour: Preventive care (cancer screening) Complexity of targeted behaviour: MODERATE	
Interventions	1. Multifaceted with A&F (A&F (moderate)+ incentive) Contribution of A&F: MODERATE 2. Control	
Outcomes	% cancer screening Seriousness of outcome: HIGH	
Notes		

Risk of bias

Item	Authors' judgement	Description
Allocation concealment?	Unclear	B - Unclear

Hillman 1999

Methods	Overall quality; HIGH	
Participants	49 primary care practices Country: USA Type of targeted behaviour: Preventive care (pediatric) Complexity of targeted behaviour: MODERATE	
Interventions	1. Multifaceted with A&F (A&F (moderate) + incentive) Contribution of A&F:	

Hillman 1999 (Continued)

	MODERATE 2. A&F (moderate) 3. Control	
Outcomes	% compliance with well child care guidelines Seriousness of outcome: MODERATE	
Notes		
<i>Risk of bias</i>		
Item	Authors' judgement	Description
Allocation concealment?	Yes	A - Adequate

Holm 1990

Methods	Overall quality; MODERATE	
Participants	365 physicians from general practice Country: Denmark Type of targeted behaviour: General management of a problem (long-term use of hypnotics/sedatives) Complexity of targeted behaviour: MODERATE	
Interventions	1. A&F (moderate) + written materials 2. Meeting (didactic?) + written materials 3. Control	
Outcomes	Prescribed DDD of hypnotics per 1000 patients per week Seriousness of outcome: MODERATE	
Notes		
<i>Risk of bias</i>		
Item	Authors' judgement	Description
Allocation concealment?	Unclear	B - Unclear

Howe 1996

Methods	Overall quality; MODERATE	
Participants	19 general practitioners Country: UK Type of targeted behaviour: General management of a problem (psychological distress) Complexity of targeted behaviour: MODERATE	
Interventions	1. A&F (moderate) + written materials + self-assessment of video 2. Control	
Outcomes	% detection of psychological distress rate per physicians Seriousness of outcome: MODERATE	
Notes		
<i>Risk of bias</i>		
Item	Authors' judgement	Description
Allocation concealment?	Unclear	B - Unclear

Hux 1999

Methods	Overall quality; MODERATE	
Participants	251 primary care physicians Country: Canada Type of targeted behaviour: Prescribing (antibiotic) Complexity of targeted behaviour: LOW	
Interventions	1. A&F (moderate) + written materials 2. Control	
Outcomes	% first line antibiotics prescribed Seriousness of outcome: LOW	
Notes		
<i>Risk of bias</i>		
Item	Authors' judgement	Description
Allocation concealment?	Unclear	B - Unclear

Jones 1996

Methods	Overall quality; MODERATE	
Participants	124 nurses from one hospital Country: USA Type of targeted behaviour: General management of a problem (capillary blood glucose monitoring) Complexity of targeted behaviour: LOW	
Interventions	1. A&F continued (moderate) 2. A&F withdrawn (moderate)	
Outcomes	Mean accuracy of blood glucose monitoring Seriousness of outcome: MODERATE	
Notes		
<i>Risk of bias</i>		
Item	Authors' judgement	Description
Allocation concealment?	Unclear	B - Unclear

Kafuko 1999

Methods	Overall quality; MODERATE	
Participants	127 health units from 6 districts in 4 regions Country: Uganda Type of targeted behaviour: Prescribing (rational drug use) Complexity of targeted behaviour: MODERATE	
Interventions	1. A&F (intensive) + written materials + educational meetings 2. Multifaceted with A&F (A&F (intensive) + written materials + educational meetings + support) Contribution of A&F: MODERATE 3. Written materials	
Outcomes	% of all cases treated according to guidelines for drug use Seriousness of outcome: MODERATE	
Notes		
<i>Risk of bias</i>		

Kafuko 1999 (Continued)

Item	Authors' judgement	Description
Allocation concealment?	Yes	A - Adequate

Katz 2004

Methods	Overall quality; HIGH
Participants	75 mixed professionals from 8 community practices Country: USA Type of targeted behaviour: General management of a problem (smoking cessation) Complexity of targeted behaviour: MODERATE Seriousness: MODERATE
Interventions	1. Multifaceted with A&F (moderate) + educational meeting + prompts + telephone support 2. Control
Outcomes	% not smoking at 2 and 6 months Seriousness of outcome: MODERATE

Notes

Risk of bias

Item	Authors' judgement	Description
Allocation concealment?	Unclear	D - Not used

Kerry 2000

Methods	Overall quality; MODERATE
Participants	175 physicians from 69 general practices Country: UK Type of targeted behaviour: Test ordering (x-ray referrals) Complexity of targeted behaviour: MODERATE
Interventions	1. A&F (moderate) + written materials 2. Control
Outcomes	Number of referrals for x-rays Seriousness of outcome: LOW

Kerry 2000 (Continued)

Notes		
Risk of bias		
Item	Authors' judgement	Description
Allocation concealment?	Yes	A - Adequate

Kerse 1999

Methods	Overall quality; HIGH	
Participants	42 physicians in general practice Country: Australia Type of targeted behaviour: Preventive care (health promotion for elderly people) Complexity of targeted behaviour: MODERATE	
Interventions	1. Multifaceted with A&F (A&F (non-intensive) + educational meetings (outreach) + phys prompts + didactic seminar or home study + written materials) Contribution of A&F: MINOR 2. Control	
Outcomes	% patients recall discussion about exercise Seriousness of outcome: MODERATE	
Notes		
Risk of bias		
Item	Authors' judgement	Description
Allocation concealment?	Yes	A - Adequate

Kiefe 2001

Methods	Overall quality; MODERATE	
Participants	70 community physicians Country: USA Type of targeted behaviour: General management of a problem (diabetes) Complexity of targeted behaviour: MODERATE	

Kiefe 2001 (Continued)

	Seriousness: MODERATE	
Interventions	1. A&F (moderate) with peer comparison 2. A&F (moderate) with peer somparison and benchmark	
Outcomes	% rates performance of five quality of care measures Seriousness of outcome: MODERATE	
Notes		
<i>Risk of bias</i>		
Item	Authors' judgement	Description
Allocation concealment?	Unclear	D - Not used

Kim 1999

Methods	Overall quality; MODERATE	
Participants	48 primary care physicians Country: Scotland Type of targeted behaviour: Preventive care (immunization and mammography) Complexity of targeted behaviour: MODERATE	
Interventions	1. A&F (intensive) + educational meetings (outreach) + written materials 2. Written materials	
Outcomes	% patients offered preventive services Seriousness of outcome: MODERATE	
Notes		
<i>Risk of bias</i>		
Item	Authors' judgement	Description
Allocation concealment?	Unclear	B - Unclear

Kinsinger 1998

Methods	Overall quality; HIGH	
Participants	62 practices from family medicine and internal medicine Country: USA Type of targeted behaviour: Screening (breast cancer) Complexity of targeted behaviour: MODERATE	
Interventions	1. A&F (non-intensive) 2. A&F (non-intensive) + facilitation of office system	
Outcomes	% women who were recommended mammogram and CBE Seriousness of outcome: MODERATE	
Notes		
<i>Risk of bias</i>		
Item	Authors' judgement	Description
Allocation concealment?	Yes	A - Adequate

Kogan 2003

Methods	Overall quality; MODERATE	
Participants	44 internal medicine residents Country: USA Type of targeted behaviour: General management of a problem (prevention and disease management) Complexity of targeted behaviour: MODERATE Seriousness: MODERATE	
Interventions	1. A&F (moderate) 2. Control	
Outcomes	Total performance scores (% of indicated action taken) for preventive health and disease management Seriousness of outcome: MODERATE	
Notes		
<i>Risk of bias</i>		

Kogan 2003 (Continued)

Item	Authors' judgement	Description
Allocation concealment?	Unclear	D - Not used

Lemelin 2001

Methods	Overall quality; HIGH
Participants	140 family physicians from 46 practices Country: Canada Type of targeted behaviour: Prevention Complexity of targeted behaviour: MODERATE Seriousness: MODERATE
Interventions	1. Multifaceted with A&F (moderate) + nurse facilitator 2. Control
Outcomes	% overall preventive performance Seriousness of outcome: MODERATE
Notes	

Risk of bias

Item	Authors' judgement	Description
Allocation concealment?	Unclear	D - Not used

Leviton 1999

Methods	Overall quality; HIGH
Participants	Obstetricians in 27 hospitals Country: USA Type of targeted behaviour: General management of a problem (use of antenatal corticosteroids for fetal maturation) Complexity of targeted behaviour: MODERATE
Interventions	1. Multifaceted with A&F (A&F (moderate) + educational meetings + opinion leaders + phys prompts + written materials) Contribution of A&F: MINOR

Leviton 1999 (Continued)

	2. Control	
Outcomes	% patients receiving antenatal corticosteroids Seriousness of outcome: HIGH	
Notes		
<i>Risk of bias</i>		
Item	Authors' judgement	Description
Allocation concealment?	Yes	A - Adequate

Linn BS 1980

Methods	Overall quality; MODERATE	
Participants	298 physicians from 20 hospitals Country: USA Type of targeted behaviour: General management of a problem (burn care) Complexity of targeted behaviour: MODERATE	
Interventions	1. A&F (moderate) + written materials + conferences (didactic?) + access to hotline 2. Control	
Outcomes	Average number of patients with early complications Seriousness of outcome: MODERATE	
Notes		
<i>Risk of bias</i>		
Item	Authors' judgement	Description
Allocation concealment?	Yes	A - Adequate

Lobach 1996

Methods	Overall quality; MODERATE	
Participants	45 primary care physicians Country: USA Type of targeted behaviour: General management of a problem (diabetes) Complexity of targeted behaviour: MODERATE	

Lobach 1996 (Continued)

Interventions	1. A&F (moderate) 2. Control	
Outcomes	% compliance with diabetes guidelines Seriousness of outcome: HIGH	
Notes		
<i>Risk of bias</i>		
Item	Authors' judgement	Description
Allocation concealment?	Unclear	B - Unclear

Lomas 1991

Methods	Overall quality; HIGH	
Participants	76 physicians in 16 community hospitals Country: Canada Type of targeted behaviour: General management of a problem (cesarean rates) Complexity of targeted behaviour: MODERATE	
Interventions	1. A&F (moderate) + educational meetings 2. Local opinion leaders + written materials + educational meetings 3. Written materials	
Outcomes	% women who underwent a trial of labour Seriousness of outcome: HIGH	
Notes		
<i>Risk of bias</i>		
Item	Authors' judgement	Description
Allocation concealment?	Yes	A - Adequate

Mainous 2000

Methods	Overall quality; MODERATE	
Participants	216 primary care physicians Country: USA Type of targeted behaviour: Prescribing (antibiotic for respiratory infections) Complexity of targeted behaviour: MODERATE	
Interventions	1. A&F (moderate) 2. Patient education materials 3. Multifaceted with A&F (A&F (moderate) + patient education) Contribution of A&F: MODERATE 4. Control	
Outcomes	% antibiotic prescriptions for viral respiratory infections in children Seriousness of outcome: MODERATE	
Notes		
<i>Risk of bias</i>		
Item	Authors' judgement	Description
Allocation concealment?	Unclear	B - Unclear

Manfredi 1998

Methods	Overall quality; HIGH	
Participants	51 private physician practices Country: USA Type of targeted behaviour: Preventive care (cancer screening) Complexity of targeted behaviour: MODERATE	
Interventions	1. Multifaceted with A&F (A&F (moderate) + educational meetings (outreach) + phys prompts + patients prompts + written materials) Contribution of A&F: MINOR 2. Written materials	
Outcomes	% patients screened for cancer Seriousness of outcome: MODERATE	
Notes		

Manfredi 1998 (Continued)

<i>Risk of bias</i>		
Item	Authors' judgement	Description
Allocation concealment?	Yes	A - Adequate

Manheim 1990

Methods	Overall quality; LOW
Participants	105 physicians (interns) from 2 hospitals Country: USA Type of targeted behaviour: Length of stay, costs Complexity of targeted behaviour: HIGH
Interventions	1. A&F (moderate) + educational meetings 2. Control
Outcomes	Length of stay Cost of episode Seriousness of outcome: MODERATE
Notes	

Risk of bias

Item	Authors' judgement	Description
Allocation concealment?	Unclear	B - Unclear

Martin 1980

Methods	Overall quality; MODERATE
Participants	24 physicians (residents) from 3 ward teams in 1 hospital Country: USA Type of targeted behaviour: Test ordering (laboratory and radiologic) Complexity of targeted behaviour: MODERATE
Interventions	1. A&F (intensive) + seminar (didactic?) + written materials 2. Seminar (didactic?) + written materials + incentives 3. Seminar (didactic?) + written materials

Martin 1980 (Continued)

Outcomes	Mean tests per patient admission Seriousness of outcome: LOW	
Notes		
<i>Risk of bias</i>		
Item	Authors' judgement	Description
Allocation concealment?	Unclear	B - Unclear

Marion 1985

Methods	Factorial design Overall quality; MODERATE	
Participants	57 physicians ('housestaff') from 3 hospitals Country: USA Type of targeted behaviour: Test ordering (laboratory use) Complexity of targeted behaviour: MODERATE	
Interventions	1. A&F (moderate) 2. Written materials 3. A&F + written materials 4. Control	
Outcomes	Mean number tests per patient visit Seriousness of outcome: HIGH	
Notes		
<i>Risk of bias</i>		
Item	Authors' judgement	Description
Allocation concealment?	Unclear	B - Unclear

Mayefsky 1993

Methods	Overall quality; MODERATE	
Participants	28 physicians (pediatric house officers) from 2 outpatient clinics in 2 hospitals Country: USA Type of targeted behaviour: General management of a problem (child care) Complexity of targeted behaviour: MODERATE	
Interventions	1. A&F (moderate) 2. Audit no Feedback	
Outcomes	% compliance with criteria for well child care Seriousness of outcome: LOW	
Notes		
<i>Risk of bias</i>		
Item	Authors' judgement	Description
Allocation concealment?	Unclear	B - Unclear

Mayer 1998

Methods	Overall quality; MODERATE	
Participants	138 pharmacists from 54 pharmacies Country: UK Type of targeted behaviour: Preventive care (promoting skin cancer) Complexity of targeted behaviour: MODERATE	
Interventions	1. Multifaceted with A&F (A&F (moderate) + prompts + incentives + video) Contribution of A&F: MAJOR 2. Control	
Outcomes	% patients receiving skin cancer prevention counseling Seriousness of outcome: MODERATE	
Notes		
<i>Risk of bias</i>		
Item	Authors' judgement	Description

Mayer 1998 (Continued)

Allocation concealment?	Yes	A - Adequate
-------------------------	-----	--------------

McAlister 1986

Methods	Overall quality; MODERATE
Participants	60 physicians from 60 practices Country: Canada Type of targeted behaviour: Compliance with guidelines (hypertensive care) Complexity of targeted behaviour: MODERATE
Interventions	1. Multifaceted with A&F (moderate) + patient reminders Contribution of A&F: MODERATE 2. Control
Outcomes	% patients followed up for hypertension Seriousness of outcome: MODERATE
Notes	

Risk of bias

Item	Authors' judgement	Description
Allocation concealment?	Yes	A - Adequate

McCartney 1997

Methods	Balanced incomplete block Overall quality; MODERATE
Participants	28 general practices Country: UK Type of targeted behaviour: Preventive care? (aspirin prescribing) Complexity of targeted behaviour: MODERATE
Interventions	IBD 1. A&F (non-intensive) 2. Control
Outcomes	% patients with heart disease on prophylactic aspirin % women prescribed HRT after hysterectomy Seriousness of outcome: HIGH

McCartney 1997 (Continued)

Notes	
Risk of bias	
Item	Authors' judgement
Allocation concealment?	Yes
	A - Adequate

McConnell 1982

Methods	Overall quality; MODERATE
Participants	35 physicians Country: USA Type of targeted behaviour: prescribing Complexity of targeted behaviour: LOW
Interventions	1. Multifaceted with A&F (moderate) + outreach Contribution of A&F: MODERATE 2. Control
Outcomes	Median prescription of tetracycline Seriousness of outcome: MODERATE
Notes	
Risk of bias	
Item	Authors' judgement
Allocation concealment?	Unclear
	D - Not used

Meyer 1991

Methods	Overall quality; LOW
Participants	141 physicians and nurses from 1 outpatient clinic in 1 hospital Country: USA Type of targeted behaviour: Compliance with guidelines (polypharmacy) Complexity of targeted behaviour: MODERATE
Interventions	1. A&F (moderate) 2. A&F (moderate) + peer review + recommendations 3. Control

Meyer 1991 (Continued)

Outcomes	Mean number of prescriptions Seriousness of outcome: MODERATE	
Notes		
Risk of bias		
Item	Authors' judgement	Description
Allocation concealment?	Yes	A - Adequate

Moher 2001

Methods	Overall quality; MODERATE	
Participants	Unclear number of physicians from 21 general practices Country: UK Type of targeted behaviour: General management of a problem (CHD) Complexity of targeted behaviour: MODERATE Seriousness: HIGH	
Interventions	1. A&F (non-intensive) 2. A&F (non-intensive) + doctor recall system 3. A&F (non-intensive) + nurse recall system	
Outcomes	% adequate assessment of risk factors and drug therapy for patients with CHD Seriousness of outcome: HIGH	
Notes		
Risk of bias		
Item	Authors' judgement	Description
Allocation concealment?	Unclear	D - Not used

Moongtui 2000

Methods	Overall quality; MODERATE	
Participants	91 nurses and patient care aides Country: Thailand Type of targeted behaviour: Compliance with guidelines Complexity of targeted behaviour:	

Moongtui 2000 (Continued)

	LOW	
Interventions	1. A&F (moderate) 2. Control	
Outcomes	Compliance rate for handwash and glove use Seriousness of outcome: MODERATE	
Notes		
<i>Risk of bias</i>		
Item	Authors' judgement	Description
Allocation concealment?	Yes	A - Adequate

Nilsson 2001

Methods	Balanced incomplete block Overall quality; MODERATE	
Participants	40 general practitioners Country: Sweden Type of targeted behaviour: Prescription for peptic ulcer and hypertension Complexity of targeted behaviour: LOW Seriousness: LOW	
Interventions	1. Multifaceted with A&F (moderate) + outreach + opinion leader versus control for peptic ulcer. 2. Same for hypertension.	
Outcomes	1. % of prescribed defined daily dose for peptic ulcer/dyspepsia 2. % of prescribed defined daily dose for hypertension Seriousness of outcome: LOW	
Notes		
<i>Risk of bias</i>		
Item	Authors' judgement	Description
Allocation concealment?	Unclear	D - Not used

Norton 1985

Methods	Balanced incomplete block Overall quality; MODERATE	
Participants	6 physicians in a teaching unit Country: Canada Type of targeted behaviour: Compliance with guidelines (vaginitis and cystitis) Complexity of targeted behaviour: MODERATE	
Interventions	1. A&F (moderate) on cystitis 2. Control (A&F (moderate) on vaginitis)	
Outcomes	Compliance rate with standards for cystitis and vaginitis Seriousness of outcome: MODERATE	
Notes		
<i>Risk of bias</i>		
Item	Authors' judgement	Description
Allocation concealment?	Unclear	B - Unclear

O'Connell 1999

Methods	Overall quality; HIGH	
Participants	2440 general practitioners Country: Australia Type of targeted behaviour: Prescribing (five main drugs) Complexity of targeted behaviour: MODERATE	
Interventions	1. A&F (moderate) 2. Control	
Outcomes	Median prescribing rates for five drugs Seriousness of outcome: LOW	
Notes		
<i>Risk of bias</i>		
Item	Authors' judgement	Description
Allocation concealment?	Yes	A - Adequate

Palmer 1985

Methods	Overall quality; MODERATE
Participants	111 internists, 94 paediatricians, 343 residents and 163 non-physicians (mostly nurse practitioners), total = 711, in 16 primary care practices Country: USA Type of targeted behaviour: Compliance with guidelines (preventive services) Complexity of targeted behaviour: VARIOUS
Interventions	1. A&F (moderate) + educational meetings + written materials 2. Control
Outcomes	Various mean case-variant scores Various mean case-variant scores Seriousness of outcome: MODERATE
Notes	

Risk of bias

Item	Authors' judgement	Description
Allocation concealment?	Yes	A - Adequate

Pimlott 2003

Methods	Overall quality; HIGH
Participants	374 primary care physicians Country: Canada Type of targeted behaviour: Prescriptions Complexity of targeted behaviour: LOW Seriousness: MODERATE
Interventions	1. A&F (moderate) 2. Control
Outcomes	% long acting/total benzodiazepine prescriptions Seriousness of outcome: MODERATE
Notes	

Risk of bias

Pimlott 2003 (Continued)

Item	Authors' judgement	Description
Allocation concealment?	Unclear	D - Not used

Quinley 2004

Methods	Overall quality; HIGH
Participants	unclear number of primary care physicians Country: USA Type of targeted behaviour: Prevention (vaccination) Complexity of targeted behaviour: LOW Seriousness: MODERATE
Interventions	1. A&F (moderate) + educational meettin + assistent 2.1. A&F (moderate) + educational meettin + assistent + telephone support
Outcomes	% physicians achieved at least a 5% increase in pneumococcal vaccine coverage Seriousness of outcome: MODERATE
Notes	

Risk of bias

Item	Authors' judgement	Description
Allocation concealment?	Unclear	D - Not used

Raasch 2000

Methods	Overall quality; MODERATE
Participants	46 family physicians Country: Australia Type of targeted behaviour: General management of a problem (diagnosis and management of suspicious skin lesions) Complexity of targeted behaviour: MODERATE
Interventions	1. A&F (moderate) 2. Control
Outcomes	% correct clinical diagnosis for skin cancer Seriousness of outcome: HIGH

Raasch 2000 (Continued)

Notes		
Risk of bias		
Item	Authors' judgement	Description
Allocation concealment?	Yes	A - Adequate

Rantz 2001

Methods	Overall quality; MODERATE	
Participants	113 nursing facilities Country: USA Type of targeted behaviour: Prevention (vaccination) Complexity of targeted behaviour: HIGH Seriousness: HIGH	
Interventions	1. A&F (moderate) + educational meeting 2 Multifacted with A&F (moderate) + educational meeting + outreach 3. Control	
Outcomes	13 quality indicators scores in nursing homes Seriousness of outcome: MODERATE	
Notes		
Risk of bias		
Item	Authors' judgement	Description
Allocation concealment?	Unclear	D - Not used

Reid 1977

Methods	Overall quality; LOW	
Participants	21 physicians (internal medicine) Country: USA Type of targeted behaviour: General management of a problem Complexity of targeted behaviour: MODERATE	

Reid 1977 (Continued)

Interventions	1. A&F (moderate) 2. Control	
Outcomes	Number of services, costs, consultation time Seriousness of outcome: MODERATE	
Notes		
<i>Risk of bias</i>		
Item	Authors' judgement	Description
Allocation concealment?	Unclear	B - Unclear

Robling 2002

Methods	Factorial design Overall quality; MODERATE	
Participants	39 general practices Country. UK Type of targeted behaviour: Test ordering (MRI) Complexity of targeted behaviour: MODERATE Seriousness: LOW	
Interventions	1. A&F (non-intensive) 2. Educational meeting 3. Multifaceted with A&F (non-intensive) + educational meeting 4. Control	
Outcomes	% compliance with guidelines for lumbar spine and knee MRI Seriousness of outcome: LOW	
Notes		
<i>Risk of bias</i>		
Item	Authors' judgement	Description
Allocation concealment?	Unclear	D - Not used

Roski 1998

Methods	Overall quality; MODERATE	
Participants	20 primary care practices Country: USA Type of targeted behaviour: Compliance with guidelines Complexity of targeted behaviour: MODERATE	
Interventions	1. Multifaceted with A&F (A&F (non-intensive) + educational meetings (outreach) + incentives + free NRT) Contribution of A&F: MINOR 2. Control	
Outcomes	% smoking status assessed Seriousness of outcome: MODERATE	
Notes		
<i>Risk of bias</i>		
Item	Authors' judgement	Description
Allocation concealment?	Yes	A - Adequate

Ruangkanchanastr 19

Methods	Overall quality; MODERATE	
Participants	18 physicians in pediatric out-patient hospital Country: Thailand Type of targeted behaviour: Tests (laboratory) Complexity of targeted behaviour: MODERATE	
Interventions	1. A&F (intensive) + seminar (didactic?) 2. Control	
Outcomes	Mean number of lab tests ordered per patient by residents first year Seriousness of outcome: MODERATE	
Notes		
<i>Risk of bias</i>		
Item	Authors' judgement	Description

Ruangkanchanastr 19 (Continued)

Allocation concealment?	Yes	A - Adequate
-------------------------	-----	--------------

Rust 1999

Methods	Overall quality; LOW
Participants	32 physicians in a hospital based primary care clinic Country: USA Type of targeted behaviour: General management of a problem (immunization) Complexity of targeted behaviour: MODERATE
Interventions	1. A&F (moderate) 2 Control
Outcomes	Rates of immunisation Seriousness of outcome: MODERATE
Notes	

Risk of bias

Item	Authors' judgement	Description
Allocation concealment?	Unclear	B - Unclear

Sanazaro 1978

Methods	Overall quality; LOW
Participants	Physicians from 50 hospitals Country: USA Type of targeted behaviour: Compliance with guidelines (7 conditions) Complexity of targeted behaviour: MODERATE
Interventions	1. A&F (moderate) + local concensus + written materials 2. Control Contribution of A&F: MAJOR
Outcomes	Adherence to treatment criteria Seriousness of outcome: MODERATE

Sanazaro 1978 (Continued)

Notes		
Risk of bias		
Item	Authors' judgement	Description
Allocation concealment?	No	C - Inadequate

Sandbaek 1999

Methods	Overall quality; LOW	
Participants	133 physicians from general practice Country: Denmark Type of targeted behaviour: Preventive care (AIDS) Complexity of targeted behaviour: LOW	
Interventions	1. Multifaceted with A&F (A&F (moderate) + educational meetings + written materials + reminders) Contribution of A&F: 2. Control	
Outcomes	% advised about AIDS Seriousness of outcome: MODERATE	
Notes		
Risk of bias		
Item	Authors' judgement	Description
Allocation concealment?	Unclear	B - Unclear

Sauaia 2000

Methods	Overall quality; HIGH	
Participants	Unclear numbers of physicians from 20 hospitals Country: USA Type of targeted behaviour: General management of a problem (acute myocardial infarction) Complexity of targeted behaviour: HIGH Seriousness: HIGH	

Sauaia 2000 (Continued)

Interventions	1. A&F (non-intensive) 2. Multifaceted with A&F (moderate)+ opinion leader + support	
Outcomes	Quality indicators for AMI Seriousness of outcome: HIGH	
Notes		
Risk of bias		
Item	Authors' judgement	Description
Allocation concealment?	Unclear	D - Not used

Schectman 1995

Methods	Overall quality; MODERATE	
Participants	63 internists and family physicians Country: USA Type of targeted behaviour: Prescribing (increase use of cimetidine over other histamine 2 receptor blockers) Complexity of targeted behaviour: LOW	
Interventions	1. A&F (non-intensive) + written materials 2. Written materials	
Outcomes	% of H2 blockers prescribed that are cimetidine Seriousness of outcome: MODERATE	
Notes		
Risk of bias		
Item	Authors' judgement	Description
Allocation concealment?	Unclear	B - Unclear

Schectman 2003

Methods	Factorial design Overall quality; MODERATE	
---------	--	--

Schectman 2003 (Continued)

Participants	85 physicians from 14 practices Country: USA Type of targeted behaviour: Compliance with guidelines (low back pain) Complexity of targeted behaviour: MODERATE Seriousness: MODERATE % influenza and pneumococcal vaccination uptake	
Interventions	1. Multifaceted with A&F + educational meeting + opinion leader 2. Patient pamphlet + video 3. 1+2 4. Control	
Outcomes	% compliance with guidelines for low back pain Seriousness of outcome: MODERATE	
Notes		
Risk of bias		
Item	Authors' judgement	Description
Allocation concealment?	Unclear	D - Not used

Simon 2000

Methods	Overall quality; MODERATE	
Participants	613 patients Country: USA Type of targeted behaviour: General management of a problem (depression) Complexity of targeted behaviour: MODERATE	
Interventions	1. A&F (moderate) 2. A&F + care management for patients	
Outcomes	Costs Frequency of follow-up visits Seriousness of outcome: MODERATE	
Notes		
Risk of bias		

Simon 2000 (Continued)

Item	Authors' judgement	Description
Allocation concealment?	Yes	A - Adequate

Sinclair 1982

Methods	Overall quality; MODERATE	
Participants	4 units from a child and family clinic Country: Canada Type of targeted behaviour: General management of a problem (child mental health) Complexity of targeted behaviour: MODERATE	
Interventions	1. A&F (moderate) + educational meetings 2. Control	
Outcomes	Mean score for overall quality of care for pediatric mental health Seriousness of outcome: MODERATE	
Notes		

Risk of bias

Item	Authors' judgement	Description
Allocation concealment?	Unclear	B - Unclear

Siriwardena 2002

Methods	Overall quality; MODERATE	
Participants	Unclear number of physicians from 30 practices Country: USA Type of targeted behaviour: Prevention (vaccination) Complexity of targeted behaviour: MODERATE Seriousness: MODERATE	
Interventions	1. Multifaceted with A&F (moderate) + outreach 2. A&F (non-intensive)	
Outcomes	% influenza and pneumococcal vaccination uptake Seriousness of outcome: MODERATE	

Siriwardena 2002 (Continued)

Notes		
Risk of bias		
Item	Authors' judgement	Description
Allocation concealment?	Unclear	D - Not used

Smith 1995

Methods	Overall quality; MODERATE	
Participants	9 obstetricians and 26 midwives Country: UK Type of targeted behaviour: Screening Complexity of targeted behaviour: MODERATE	
Interventions	1. A&F (moderate) + educational meetings + written materials 2. Educational meetings + written materials 3. Control	
Outcomes	Mean score for information-giving and communication skills (mean of two outcomes) Seriousness of outcome: MODERATE	
Notes		
Risk of bias		
Item	Authors' judgement	Description
Allocation concealment?	Yes	A - Adequate

Smith 1998

Methods	Overall quality; MODERATE	
Participants	222 physicans Country: USA Type of targeted behaviour: Prescribing (drug use) Complexity of targeted behaviour: MODERATE	
Interventions	1. A&F (moderate) + written materials 2. Control	

Smith 1998 (Continued)

Outcomes	Median drug use for sedative hypnotic medications (median of three outcomes) Seriousness of outcome: MODERATE	
Notes		
Risk of bias		
Item	Authors' judgement	Description
Allocation concealment?	Unclear	B - Unclear

Socolar 1998

Methods	Overall quality; MODERATE	
Participants	147 physicians Country: USA Type of targeted behaviour: General management of a problem (evaluation for child sexual abuse) Complexity of targeted behaviour: LOW	
Interventions	1. A&F (moderate) + written materials 2. Control n/a	
Outcomes	Documentation and knowledge of child sexual abuse Seriousness of outcome: MODERATE	
Notes		
Risk of bias		
Item	Authors' judgement	Description
Allocation concealment?	Yes	A - Adequate

Sommers 1984

Methods	Overall quality; LOW	
Participants	103 physicians from 4 hospitals Country: USA Type of targeted behaviour: Compliance with guidelines (anemia) Complexity of targeted behaviour:	

Sommers 1984 (Continued)

	MODERATE	
Interventions	Phase 1 1. A&F (moderate) + local consensus process 2. A&F (moderate) 3. Control Phase 2 all 3 groups received concurrent reminders for care (no control group) Contribution of A&F: MAJOR	
Outcomes	Compliance with criteria for anaemia Seriousness of outcome: MODERATE	
Notes		
Risk of bias		
Item	Authors' judgement	Description
Allocation concealment?	Unclear	B - Unclear

Soumerai 1998

Methods	Overall quality; HIGH	
Participants	772 physicians from 37 community hospitals Country: USA Type of targeted behaviour: Prescribing for patients with acute myocardial infarction Complexity of targeted behaviour: LOW	
Interventions	1. Multifaceted with A&F (low) + opinion leaders 2. A&F	
Outcomes	% patients with acute myocardial infarction receiving study drugs Seriousness of outcome: HIGH	
Notes		
Risk of bias		
Item	Authors' judgement	Description
Allocation concealment?	Yes	A - Adequate

Steele 1989

Methods	Overall quality; MODERATE	
Participants		
Interventions		
Outcomes	Seriousness of outcome: LOW	
Notes		
<i>Risk of bias</i>		
Item	Authors' judgement	Description
Allocation concealment?	Unclear	D - Not used

Søndergaard 2002

Methods	Overall quality; HIGH	
Participants	292 general practitioners from 178 practices Country: Denmark Type of targeted behaviour: Prescription for asthma Complexity of targeted behaviour: LOW Seriousness: LOW	
Interventions	1. A&F (feedback about individual patients) 2. A&F (feedback with aggregated data plus peer comparison) 3. Control (guidelines)	
Outcomes	% asthmatic patients treated with inhaled steroids Seriousness of outcome: LOW	
Notes		
<i>Risk of bias</i>		
Item	Authors' judgement	Description
Allocation concealment?	Unclear	D - Not used

Søndergaard 2003

Methods	Overall quality; HIGH	
Participants	299 general practitioners from 181 practices Country: Denmark Type of targeted behaviour: Prescription for asthma Complexity of targeted behaviour: LOW Seriousness: LOW	
Interventions	1. A&F 2. Control (guidelines)	
Outcomes	% prescriptions for narrow-spectrum penicillins Seriousness of outcome: LOW	
Notes		
<i>Risk of bias</i>		
Item	Authors' judgement	Description
Allocation concealment?	Unclear	D - Not used

Thompson 2000

Methods	Overall quality; HIGH	
Participants	179 members of adult care teams (physicians, nurses and other members) from 5 primary care clinics Country: USA Type of targeted behaviour: Compliance with guidelines (domestic violence) Complexity of targeted behaviour: MODERATE	
Interventions	1. Multifaceted with A&F (A&F (non-intensive) + educational meetings+ written materials + phys prompts + patient prompts + opinion leaders) Contribution of A&F: MINOR 2. Control	
Outcomes	% asked about domestic violence Seriousness of outcome: MODERATE	
Notes		

Thompson 2000 (Continued)

<i>Risk of bias</i>		
Item	Authors' judgement	Description
Allocation concealment?	Yes	A - Adequate

Tierney 1986

Methods	Balanced incomplete block Overall quality; MODERATE
Participants	135 physicians (residents) from 4 hospital clinics Country: USA Type of targeted behaviour: Preventive care Complexity of targeted behaviour: MODERATE
Interventions	2x2 design 1. A&F (moderate) 2. Reminders Contribution of A&F: MODERATE
Outcomes	% patients who received preventive care according to guidelines Seriousness of outcome: MODERATE
Notes	

Risk of bias

Item	Authors' judgement	Description
Allocation concealment?	Unclear	B - Unclear

van den Hombergh 99

Methods	Overall quality; MODERATE
Participants	90 physicians from 68 practices Country: Netherlands Type of targeted behaviour: General management of a problem Complexity of targeted behaviour: HIGH
Interventions	1. A&F by peer (moderate) 2. A&F by non-physician observer (moderate)

van den Hombergh 99 (Continued)

Outcomes	208 indicators of practice management Seriousness of outcome: HIGH	
Notes		
Risk of bias		
Item	Authors' judgement	Description
Allocation concealment?	Unclear	B - Unclear

van der Weijden 1999

Methods	Overall quality; LOW	
Participants	32 physicians from general practice Country: Netherlands Type of targeted behaviour: Compliance with guidelines (cholesterol) Complexity of targeted behaviour: MODERATE	
Interventions	1. Multifaceted with A&F (A&F (moderate) + educational meetings (outreach) + opinion leaders + written materials) Contribution of A&F: MINOR 2. Written materials	
Outcomes	OR for Appropriate cholesterol case finding Seriousness of outcome: MODERATE	
Notes		
Risk of bias		
Item	Authors' judgement	Description
Allocation concealment?	Yes	A - Adequate

Veninga 1999

Methods	Balanced incomplete block Overall quality; MODERATE	
Participants	565 physicians from general practice Country: Netherlands, Sweden, Norway and SK Type of targeted behaviour: General management of a problem Complexity of targeted behaviour: MODERATE	
Interventions	1. A&F (moderate) on asthma + educational meetings 2. A&F (moderate) on UTI +educational meetings	
Outcomes	% correct prescribing for asthma Seriousness of outcome: MODERATE	
Notes		
<i>Risk of bias</i>		
Item	Authors' judgement	Description
Allocation concealment?	Unclear	B - Unclear

Verstappen 2003

Methods	Balanced incomplete block Overall quality; HIGH
Participants	174 primary care physicians from 26 practices Country: The Netherlands Type of targeted behaviour: Test ordering Complexity of targeted behaviour: LOW Seriousness: LOW
Interventions	IBD 1. Multifaceted with A&F (moderate) + educational meeting + discussions 2. Control
Outcomes	mean number of inappropriate tests, per physician per 6 months Seriousness of outcome: HIGH
Notes	

Verstappen 2003 (Continued)

<i>Risk of bias</i>		
Item	Authors' judgement	Description
Allocation concealment?	Unclear	D - Not used

Vingerhoets 2001

Methods	Overall quality; HIGH
Participants	55 physicians from 43 practices Country: The Netherlands Type of targeted behaviour: Patient evaluation Complexity of targeted behaviour: HIGH Seriousness: LOW
Interventions	1. A&F (moderate) 2. Control
Outcomes	patients evaluations of general practice Seriousness of outcome: LOW
Notes	

<i>Risk of bias</i>		
Item	Authors' judgement	Description
Allocation concealment?	Unclear	D - Not used

Vinacor 1987

Methods	Overall quality; LOW
Participants	86 physicians (residents) from 1 clinic in 1 hospital Country: USA Type of targeted behaviour: General management of a problem (diabetes) Complexity of targeted behaviour: HIGH
Interventions	1. Physician education; Multifaceted with A&F (A&F (intensive) + reminders + patient mediated inter- vention + consultation facility + educational meetings + written materials + hotline) Contribution of A&F:

Vinacor 1987 (Continued)

	MODERATE 2. Patient education; Contribution of A&F: MINOR 3. Physician and patient education 4. Control	
Outcomes	Fasting plasma glucose Glycosylated haemoglobin (Ahgb) 2 hour post prandial glucose Weight Systolic and diastolic blood pressure Seriousness of outcome: MODERATE	
Notes		
Risk of bias		
Item	Authors' judgement	Description
Allocation concealment?	Unclear	B - Unclear

Wahlström 2003

Methods	Overall quality; MODERATE	
Participants	122 health professionals from 24 hospital departements Country: Lao Type of targeted behaviour: General management of a problem (diabetes) Complexity of targeted behaviour: MODERATE Seriousness: HIGH	
Interventions	1. A&F + educational meeting 2. Control	
Outcomes	Mean performance score for malaria, diarrhoea and pneumonia Seriousness of outcome: HIGH	
Notes		
Risk of bias		
Item	Authors' judgement	Description
Allocation concealment?	Unclear	D - Not used

Ward 1996

Methods	Overall quality; MODERATE	
Participants	139 physicians from general practice Country: Australia Type of targeted behaviour: General management of a problem (diabetes) Complexity of targeted behaviour: MODERATE	
Interventions	1. A&F (moderate) 2. A&F (moderate) + educational meeting (outreach) by peer 3. A&F (moderate) + educational meeting (outreach) by nurse	
Outcomes	Adequate competent care score for diabetes Seriousness of outcome: MODERATE	
Notes		
<i>Risk of bias</i>		
Item	Authors' judgement	Description
Allocation concealment?	Unclear	B - Unclear

Wells 2000

Methods	Overall quality; HIGH	
Participants	181 physicians from 46 primary care practices Country: USA Type of targeted behaviour: General management of a problem (depression) Complexity of targeted behaviour: MODERATE	
Interventions	1. Multifaceted with A&F (A&F (moderate) + opinion leaders + educational meetings (outreach) + written materials) + phys prompts in medication Contribution of A&F: MODERATE 2. Multifaceted with A&F (A&F (moderate) + opinion leaders + educational meetings (outreach) + written materials) + phys prompts in CBT Contribution of A&F: MODERATE 3. Control	
Outcomes	% overall appropriate care for depression Seriousness of outcome: HIGH	

Wells 2000 (Continued)

Notes		
Risk of bias		
Item	Authors' judgement	Description
Allocation concealment?	Yes	A - Adequate

Winickoff 1984

Methods	Overall quality; MODERATE	
Participants	16 physicians from 1 practice Country: USA Type of targeted behaviour: Screening for colorectal cancer Complexity of targeted behaviour: MODERATE	
Interventions	1. A&F (moderate) 2. Control	
Outcomes	% screened for colorectal cancer Seriousness of outcome: MODERATE	
Notes		
Risk of bias		
Item	Authors' judgement	Description
Allocation concealment?	Unclear	B - Unclear

Winickoff 1985

Methods	Overall quality; MODERATE	
Participants	32 physicians and nurses from 16 practices Country: USA Type of targeted behaviour: Compliance with guidelines (hypertension) Complexity of targeted behaviour: MODERATE	
Interventions	1. Multifaceted with A&F (A&F (moderate) + reminders) Contribution of A&F: 2. Control	

Winickoff 1985 (Continued)

Outcomes	% patients with controlled blood pressure Seriousness of outcome: MODERATE	
Notes		
<i>Risk of bias</i>		
Item	Authors' judgement	Description
Allocation concealment?	Unclear	B - Unclear

Winkens 1995

Methods	Balanced incomplete block Overall quality; LOW	
Participants	79 family physicians Country: Netherlands Type of targeted behaviour: Test ordering Complexity of targeted behaviour: MODERATE	
Interventions	1. A&F (intensive) for one set of tests 2. A&F (intensive) for a second set of tests	
Outcomes	Mean number of test requests per physician according to guideline Seriousness of outcome: MODERATE	
Notes		
<i>Risk of bias</i>		
Item	Authors' judgement	Description
Allocation concealment?	Unclear	B - Unclear

Wones 1987

Methods	Overall quality; MODERATE	
Participants	21 physicians (residents) from unclear number of practices Country: USA Type of targeted behaviour: Lab tests Complexity of targeted behaviour: MODERATE	

Wones 1987 (Continued)

Interventions	1. A&F peer (moderate) 2. A&F without peer (moderate) 3. Control	
Outcomes	Charges per patient day Seriousness of outcome: MODERATE	
Notes		
<i>Risk of bias</i>		
Item	Authors' judgement	Description
Allocation concealment?	Unclear	B - Unclear

Young 2002

Methods	Balanced incomplete block Overall quality; MODERATE	
Participants	60 family physicians from 39 practices Country: Australia Type of targeted behaviour: Prevention Complexity of targeted behaviour: LOW Seriousness: MODERATE	
Interventions	IBD 1. Multifaceted with A&F (moderate) + prompts + educational meeting 2. Control	
Outcomes	% Patients recall of a question about their smoking status Patients asked about cervical screening Seriousness of outcome: MODERATE	
Notes		
<i>Risk of bias</i>		
Item	Authors' judgement	Description
Allocation concealment?	Unclear	D - Not used

Zwar 1999

Methods	Overall quality; MODERATE	
Participants	157 physicians from general practice Country: Australia Type of targeted behaviour: Prescribing (antibiotic) Complexity of targeted behaviour: MODERATE	
Interventions	1. A&F (moderate) + educational meetings + written materials on URT 2. A&F (moderate) + educational meetings + written materials on benzodiazepines	
Outcomes	Antibiotic prescriptions for upper respiratory infections per 100 diagnosis Seriousness of outcome: MODERATE	
Notes		
<i>Risk of bias</i>		
Item	Authors' judgement	Description
Allocation concealment?	Unclear	B - Unclear

Characteristics of excluded studies [ordered by study ID]

Study	Reason for exclusion
Anonymous I 1990	Not audit and feedback
Ballard 2002	Not RCT
Berwick 1986	Randomisation not specified
Billi 1987	Not audit and feedback
Brown 1988	Not RCT
Buekens 1993	Not RCT
Carney 1992	Not feedback on performance
De Silva 1994	Outcome was based on self-report
Del Mar 1998	Not audit and feedback
Denton 2001	Not RCT

(Continued)

Dranitsaris 1995	Not feedback
Everett	Insufficient data on results
Fihn 2004	Outcome not professional practice or patient outcome
Furniss 2000	Not feedback
Gask 1991	Outcome was teaching interviewing skills to medical students; feedback did not include audit
Gerbert 1988	Not RCT
Goldberg 1980	Not audit and feedback
Grimshaw 1998	Insufficient data on results
Gunn 2003	Not RCT
Hall 2001	Not audit and feedback
Hampshire 1999	Insufficient data on results
Hanlon 1996	Not audit and feedback
Hargraves 1996	Not audit and feedback
Hershey 1988	No appropriate comparison
Hetlevik 1998	Not feedback
Horowitz 1996	
Johansen 1997	Not audit and feedback
Johnson 1976	Not audit or summary of performance
Kroenke 1990	Not RCT
Linn 1980	Not audit and feedback
MacCosbe 1985	Not audit and feedback
Mandel 1985	Missing results
Mazzuca 1988	Not audit and feedback
McDermott 2003	Insufficient data on result
McDonel 1997	Not feedback

(Continued)

McPhee 1989	Insufficient data on result
Munroe 1997	Not RCT
Nattinger 1989	Non-equivalent group design with pre-post measures
North of England 1992	Missing results
Ogwal-Okeng 2001	Insufficient data on results
Ottolini 1998	Not audit and feedback
Pearson 2001	Not RCT, not feedback
Putnam 1985	Insufficient data on results
Restuccia 1982	Intervention did not include audit
Rollman 2002	Not audit and feedback
Rubenstein 1989	Not feedback on performance
Rubenstein 1999	Not feedback
Shaughnessy 1991	Not audit, no summary of performance
Spector 1989	Intervention was a federal survey process
Szczepura 1994	Missing results
Taylor 1997	Not RCT
The SUPPORT 1995	No feedback on performance
Velikova 2004	Not audit and feedback
Weingarten 2000	
White 1995	Not feedback on performance
Wing 1987	Not audit and feedback
Wing 1987 (II)	Not audit and feedback
Winkens 1997	Insufficient data on results

DATA AND ANALYSES

This review has no analyses.

ADDITIONAL TABLES

Table 1. Quality of included trials

Study	Concealment of allocation	Follow-up protocol	Follow-up patient	Blinded assessment	Baseline measurement	Reliable primary outcome	Prot of contaminants	Summary
Anderson 1994	DONE	DONE	NA	NOT CLEAR	NOT DONE	DONE	DONE	MODERATE
Anderson 1996	NOT DONE	NOT DONE	NA	DONE	DONE	NOT CLEAR	NOT CLEAR	LOW
Baker 1997	DONE	DONE	NA	NOT DONE	DONE	DONE	DONE	MODERATE
Baker	DONE	DONE	NA	NOT CLEAR	NOT CLEAR	NOT CLEAR	DONE	MODERATE
Baker	DONE	DONE	NA	DONE	DONE	DONE	DONE	HIGH
Balas 1998	DONE	DONE	NOT CLEAR	DONE	NOT CLEAR	NOT CLEAR	NOT CLEAR	MODERATE
Belcher 1990	DONE	NOT CLEAR	NOT DONE	DONE	NOT CLEAR	DONE	NOT CLEAR	MODERATE
Berman 1999	NOT CLEAR	NOT CLEAR	NA	NOT CLEAR	NOT DONE	NOT CLEAR	NOT CLEAR	LOW
Boeckeloo 1990	DONE	NOT CLEAR	NA	NOT CLEAR	NOT DONE	NOT CLEAR	NOT CLEAR	LOW
Bonevski 1999	NOT CLEAR	DONE	NA	DONE	NOT DONE	NOT CLEAR	NOT CLEAR	MODERATE
Borgiel 1999	DONE	DONE	NA	NOT CLEAR	DONE	NOT CLEAR	NOT CLEAR	MODERATE
Brady 1988	DONE	DONE	NA	NOT CLEAR	NOT DONE	NOT CLEAR	NOT CLEAR	MODERATE
Brown 1994	DONE	DONE	NA	NOT CLEAR	NOT DONE	NOT CLEAR	DONE	MODERATE
Buffington 1991	DONE	DONE	NA	NOT DONE	NOT DONE	NOT DONE	NOT CLEAR	MODERATE

Table 1. Quality of included trials (Continued)

Buntinx 1993	NOT CLEAR	DONE	NA	DONE	DONE	NOT DONE	NOT CLEAR	MODERATE
Chassin 1986	DONE	NOT CLEAR	NA	NOT CLEAR	NOT CLEAR	DONE	DONE	MODERATE
Cohen 1982	DONE	NOT CLEAR	DONE	NOT CLEAR	DONE	NOT CLEAR	DONE	MODERATE
De Almeida Neto 2000	NOT CLEAR	DONE	NA	NOT CLEAR	DONE	NOT CLEAR	DONE	MODERATE
Dickinson 1981	DONE	NOT CLEAR	DONE	NOT CLEAR	NOT CLEAR	NOT CLEAR	DONE	MODERATE
Eccles	DONE	DONE	NA	DONE	NOT DONE	DONE	DONE	MODERATE
Everett 1983	NOT CLEAR	DONE	NA	NOT CLEAR	NOT CLEAR	NOT CLEAR	NOT CLEAR	LOW
Fairbrother 1999	NOT CLEAR	DONE	NA	DONE	NOT DONE	NOT CLEAR	DONE	MODERATE
Fallowfield	NOT CLEAR	DONE	NA	DONE	NOT CLEAR	NOT CLEAR	NOT CLEAR	MODERATE
Feder 1995	NOT CLEAR	DONE	NA	DONE	NOT CLEAR	NOT DONE	DONE	MODERATE
Feijiling	DONE	DONE	NA	NOT DONE	DONE	NOT CLEAR	DONE	MODERATE
Ferguson	DONE	DONE	DONE	DONE	DONE	DONE	DONE	HIGH
Finkenstein	DONE	DONE	DONE	DONE	NOT DONE	DONE	DONE	MODERATE
Gama 1991	NOT CLEAR	DONE	NA	NOT CLEAR	NOT DONE	NOT CLEAR	NOT CLEAR	LOW
Gehlbach 1984	DONE	NOT DONE	NA	DONE	DONE	DONE	NOT CLEAR	MODERATE
Goff	DONE	DONE	NA	DONE	DONE	DONE	DONE	HIGH
Goldberg 1998	DONE	DONE	NA	NOT CLEAR	NOT CLEAR	NOT CLEAR	DONE	MODERATE

Table 1. Quality of included trials (Continued)

Grady 1997	DONE	DONE	DONE	NOT CLEAR	DONE	NOT CLEAR	DONE	MODERATE
Guadagnoli	DONE	DONE	NA	NOT CLEAR	DONE	NOT CLEAR	DONE	MODERATE
Guillion 1988	NOT CLEAR	NOT CLEAR	NOT CLEAR	DONE	DONE	DONE	NOT CLEAR	MODERATE
Hemminiki 1992	DONE	DONE	NA	DONE	NOT DONE	NOT CLEAR	DONE	MODERATE
Henderson	NOT CLEAR	NOT CLEAR	NOT CLEAR	NOT CLEAR	NOT DONE	NOT CLEAR	NOT CLEAR	LOW
Hendryx 1998	DONE	DONE	NA	DONE	DONE	DONE	DONE	HIGH
Hershey 1986	NOT CLEAR	NOT CLEAR	NA	DONE	DONE	DONE	DONE	MODERATE
Hillman 1998	NOT CLEAR	DONE	NA	NOT CLEAR	DONE	NOT CLEAR	DONE	MODERATE
Hillman 1999	DONE	DONE	NA	DONE	DONE	DONE	DONE	HIGH
Holm 1990	NOT CLEAR	DONE	NA	NOT CLEAR	DONE	NOT CLEAR	DONE	MODERATE
Howe 1996	NOT CLEAR	DONE	NA	NOT CLEAR	DONE	NOT CLEAR	NOT CLEAR	MODERATE
Hux 1999	NOT CLEAR	NOT DONE	NA	DONE	DONE	DONE	DONE	MODERATE
Jones 1996	NOT CLEAR	DONE	NA	NOT CLEAR	DONE	NOT CLEAR	DONE	MODERATE
Kafuko	DONE	DONE	NA	NOT CLEAR	DONE	NOT CLEAR	DONE	MODERATE
Kerry 2000	DONE	NOT CLEAR	NA	DONE	NOT CLEAR	DONE	DONE	MODERATE
Kerse 1999	DONE	DONE	DONE	DONE	DONE	NOT CLEAR	DONE	HIGH
Kim 1999	NOT CLEAR	DONE	NOT CLEAR	DONE	DONE	NOT CLEAR	NOT CLEAR	MODERATE

Table 1. Quality of included trials (Continued)

Kinsinger 1998	DONE	DONE	NA	DONE	DONE	NOT CLEAR	DONE	HIGH
Leviton 1999	DONE	DONE	NOT CLEAR	DONE	DONE	NOT CLEAR	DONE	HIGH
Linn 1980	DONE	DONE	NA	NOT CLEAR	NOT DONE	NOT CLEAR	DONE	MODERATE
Lobach 1996	NOT CLEAR	DONE	NA	DONE	DONE	NOT CLEAR	DONE	MODERATE
Lomas 1991	DONE	DONE	NA	NOT CLEAR	DONE	DONE	DONE	HIGH
Mainous 2000	NOT CLEAR	DONE	NOT CLEAR	DONE	NOT CLEAR	NOT CLEAR	DONE	MODERATE
Manfredi 1998	DONE	DONE	NA	DONE	NOT CLEAR	NOT CLEAR	DONE	HIGH
Manheim 1990	NOT CLEAR	NOT CLEAR	NA	NOT CLEAR	NOT CLEAR	NOT CLEAR	NOT CLEAR	LOW
Martin 1980	NOT CLEAR	NOT CLEAR	NA	NOT CLEAR	DONE	NOT CLEAR	NOT CLEAR	MODERATE
Marton 1985	NOT CLEAR	DONE	NA	NOT CLEAR	DONE	NOT CLEAR	NOT CLEAR	MODERATE
Mayefsky 1993	NOT CLEAR	DONE	NA	NOT CLEAR	DONE	DONE	NOT CLEAR	MODERATE
Mayer 1998	DONE	NOT DONE	NA	DONE	DONE	NOT CLEAR	DONE	MODERATE
McAlister 1986	DONE	DONE	NOT CLEAR	3	DONE	NOT DONE	NOT CLEAR	MODERATE
Mc Cartney 1997	DONE	NOT CLEAR	NOT CLEAR	DONE	DONE	NOT CLEAR	DONE	MODERATE
McConnell	DONE	DONE	NA	DONE	NOT DONE	NOT CLEAR	NOT CLEAR	MODERATE
Meyer 1991	DONE	NA	DONE	DONE	DONE	DONE	NOT DONE	MODERATE
Moongtui 2000	DONE	NOT CLEAR	NA	NOT DONE	NOT CLEAR	DONE	DONE	MODERATE

Table 1. Quality of included trials (Continued)

Norton 1985	NOT CLEAR	DONE	NA	DONE	NOT CLEAR	NOT CLEAR	NOT CLEAR	MODERATE
OConnell 1999	DONE	NOT CLEAR	NA	DONE	DONE	DONE	DONE	HIGH
Palmer 1985	DONE	DONE	NA	NOT CLEAR	NOT CLEAR	DONE	DONE	MODERATE
Raasch 2000	DONE	DONE	NA	DONE	NOT DONE	NOT DONE	NOT CLEAR	MODERATE
Reid 1977	NOT CLEAR	NOT CLEAR	NA	DONE	NOT CLEAR	NOT CLEAR	NOT CLEAR	LOW
Roski	DONE	NOT CLEAR	NOT DONE	NOT CLEAR	NOT CLEAR	NOT CLEAR	DONE	MODERATE
Runangkan-chasnastr 1993	DONE	NOT CLEAR	NA	DONE	DONE	NOT CLEAR	NOT CLEAR	MODERATE
Rust 1999	NOT CLEAR	NOT CLEAR	NA	NOT DONE	DONE	NOT CLEAR	NOT CLEAR	LOW
Sanazaro 1978	NOT DONE	NOT CLEAR	NOT CLEAR	NOT CLEAR	NOT CLEAR	DONE	DONE	LOW
Sandbaek 1999	NOT CLEAR	DONE	NA	NOT DONE	NOT DONE	NOT CLEAR	NOT CLEAR	LOW
Scheetman 1995	NOT CLEAR	DONE	NA	DONE	NOT CLEAR	DONE	NOT CLEAR	MODERATE
Simon 2000	DONE	NA	DONE	DONE	DONE	NOT CLEAR	DONE	MODERATE
Sinclair 1982	NOT CLEAR	DONE	NA	DONE	NOT CLEAR	NOT CLEAR	DONE	MODERATE
Smith 1995	DONE	NOT CLEAR	NOT CLEAR	DONE	DONE	NOT CLEAR	DONE	MODERATE
Smith 1998	NOT CLEAR	NOT DONE	NA	NOT CLEAR	NOT DONE	NOT CLEAR	NOT CLEAR	MODERATE
Socular 1998	DONE	NOT DONE	NA	DONE	DONE	DONE	DONE	MODERATE

Table 1. Quality of included trials (Continued)

Sommers 1984	NOT CLEAR	NOT DONE	NA	NOT CLEAR	DONE	NOT CLEAR	NOT CLEAR	LOW
Thompson 2000	DONE	DONE	NA	DONE	NOT CLEAR	DONE	DONE	HIGH
Tierney 1986	NOT CLEAR	NOT CLEAR	NA	DONE	NOT CLEAR	DONE	NOT CLEAR	MODERATE
van der Homberg 1999	NOT CLEAR	DONE	NA	NOT CLEAR	NOT CLEAR	NOT CLEAR	DONE	MODERATE
van der Weijden	DONE	DONE	NA	DONE	NOT CLEAR	NOT CLEAR	DONE	MODERATE
Veninga	NOT CLEAR	NOT CLEAR	NOT CLEAR	DONE	DONE	NOT CLEAR	DONE	MODERATE
Vinicor 1987	NOT CLEAR	NOT CLEAR	NOT DONE	NOT DONE	NOT CLEAR	NOT CLEAR	NOT CLEAR	LOW
Ward 1996	NOT CLEAR	NOT CLEAR	DONE	DONE	NOT DONE	NOT CLEAR	NOT CLEAR	MODERATE
Wells 2000	DONE	DONE	DONE	NOT CLEAR	DONE	NOT CLEAR	DONE	HIGH
Winicoff 1984	NOT CLEAR	DONE	NA	DONE	DONE	DONE	NOT DONE	MODERATE
Winicoff 1985	NOT CLEAR	NOT CLEAR	NOT CLEAR	DONE	DONE	DONE	NOT CLEAR	MODERATE
Wienkens 1995	NOT CLEAR	DONE	NA	NOT DONE	NOT CLEAR	NOT CLEAR	NOT CLEAR	LOW
Wones 1987	NOT CLEAR	DONE	NA	DONE	NOT CLEAR	DONE	NOT CLEAR	MODERATE
Zwar 1999	NOT CLEAR	DONE	NA	NOT DONE	DONE	NOT CLEAR	NOT CLEAR	MODERATE

WHAT'S NEW

Last assessed as up-to-date: 21 February 2006.

Date	Event	Description
16 June 2010	Amended	Updates to website links

HISTORY

Protocol first published: Issue 3, 1996

Review first published: Issue 1, 1998

Date	Event	Description
29 April 2008	Amended	Converted to new review format.

CONTRIBUTIONS OF AUTHORS

GJ, JY and ADO prepared the protocol. GJ and JY applied the inclusion criteria, assessed the quality and extracted the data for the included studies. DTK conducted the quantitative analyses. GJ, JY, and ADO conducted the qualitative analyses. GJ drafted the manuscript with input from JY and ADO. DTK and MAO provided comments on the manuscript. Cynthia Fraser conducted searches for the literature. MAO and ADO prepared the protocol for the first review and together with Nick Freemantle and Emma Harvey applied the inclusion criteria, assessed the quality and extracted the data for the included studies for the first version of this review.

DECLARATIONS OF INTEREST

None known.

SOURCES OF SUPPORT

Internal sources

- Norwegian Knowledge Centre for the Health Services, Norway.
- Surgical Outcomes Research Centre, Central Sydney Area Health Service, Australia.
- Needs Assessment & Health Outcome Unit, Central Sydney Area Health Service, Australia.
- Hamilton Regional Cancer Centre, Canada.

External sources

- No sources of support supplied

INDEX TERMS

Medical Subject Headings (MeSH)

*Feedback, Psychological; *Outcome Assessment (Health Care); Education, Medical, Continuing; Health Personnel [standards]; Health Services Research; Medical Audit; Physician's Practice Patterns [*standards]; Professional Practice [*standards]

MeSH check words

Humans